

WAVE FOUNDATION
Auditor's Report and
Audited Consolidated Financial Statements
As at and for the year ended on 30 June 2017



ACNABIN
Chartered Accountants

BDBL Bhaban (Level-13), 12 Kawran Bazar Commercial Area, Dhaka-1215, Bangladesh
Tel: (+88-02) 8144347 to 52, Fax: (+88-02) 8144353
E-mail: <acnabin@bangla.net>, Web: www.acnabin.com

Branch Office

Jahan Building No.7 (1st Fl), 59 Agrabad Commercial Area, Chittagong-4100, Bangladesh
Tel: (+88-031) 2517352, Fax: (+88-031) 2517353, E-mail: <acnabin.ctg@acnabin-bd.com>
Web: www.acnabin.com



an independent member of

BAKER TILLY
INTERNATIONAL

Contents

SL.#	Particulars	Page #
01.	Independent Auditor's Report	1
02.	Consolidated Statement of Financial Position	3
03.	Consolidated Statement of Comprehensive Income	4
04.	Consolidated Statement of Receipts & Payments	5
05.	Notes to the Consolidated Financial Statements	6
06.	Schedule of Non-Current Assets (Annexure-A)	54
07.	Schedule of Investment in FDR (Annexure-B)	60
08.	Schedule of Revenue Income (Annexure-C)	62
09.	Schedule of Revenue Expenditures (Annexure-D)	63

Independent Auditor's Report

To the General Body of WAVE FOUNDATION

Report on the consolidated financial statements

We have audited the accompanying Consolidated Financial Statements of WAVE FOUNDATION and its components, which comprise the Consolidated Statement of Financial Position as at 30 June 2017, the Consolidated Statement of Comprehensive Income, the Consolidated Statement of Receipts & Payments for the year then ended and a summary of significant accounting policies and other explanatory information. The Consolidated Financial Statements are comprised of Financial Statements of 39 different projects (Note # 2.2) of the organization of which 16 Financial Statements have been audited by us and the rest 23 Financial Statements are unaudited.

Management Responsibilities for the Financial Statements

Management is responsible for the preparation and fair presentation of these Consolidated Financial Statements in accordance with Bangladesh Financial Reporting Standards (BFRSs), NGO Bureau requirements, MRA act & rules and other applicable laws and regulations and for such internal control as management determines is necessary to enable the preparation of the consolidated financial statements that are free from material misstatement, whether due to fraud or error.

Auditor's Responsibility and Scope of Audit

Our responsibility is to express an opinion on these consolidated financial statements based on our audit. We conducted our audit in accordance with Bangladesh Standards on Auditing. Those standards require that we comply with ethical requirements and plan and perform the audit to obtain reasonable assurance about whether the consolidated financial statements are free from material misstatement.

An audit involves performing procedures to obtain audit evidence about the amounts and disclosures in the consolidated financial statements. The procedures selected depend on the auditor's judgment including the assessment of the risks of material misstatement of the financial statements, whether due to fraud or error. In making those risk assessments, the auditor considers internal control relevant to the entity's preparation and fair presentation of the consolidated financial statements in order to design audit procedures that are appropriate in the circumstances, but not for the purpose of expressing an opinion on the effectiveness of the entity's internal control. An audit also includes evaluating the appropriateness of accounting policies used and the reasonableness of accounting estimates made by management, as well as evaluating the overall presentation of the consolidated financial statements.

We believe that the audit evidence we have obtained is sufficient and appropriate to provide a basis for our audit opinion.



ACNABIN
Chartered Accountants

Opinion

In our opinion, the Consolidated Financial Statements present fairly, in all material respect, give a true and fair view of the financial position of WAVE FOUNDATION as at 30 June 2017 and the its financial performance and cash flows for the year then ended in accordance with Bangladesh Financial Reporting Standards (BFRSs), and comply with NGO Bureau requirements, MRA act and rules and other applicable laws & regulations.

Dhaka,
28 December 2017

ACNABIN
Chartered Accountants

WAVE FOUNDATION
Consolidated Statement of Financial Position
as at 30 June 2017

Particulars	Notes	30 June 2017					30 June 2016					Amount in Taka
		Rights & Governance Sector	Community Finance Sector (Micro Finance Program & others)	Livelihood Development Sector	General Fund, Enterprise & Others	Total	Rights & Governance Sector	Community Finance Sector (Micro Finance Program & others)	Livelihood Development Sector	General Fund, Enterprise & Others	Total	
ASSETS												
Non-current Assets												
Property, Plant & Equipment	3	6,652,472	57,685,131	2,062,456	14,398,450	80,798,509	6,733,984	37,890,486	777,745	13,758,429	59,160,644	59,160,644
		6,652,472	57,685,131	2,062,456	14,398,450	80,798,509	6,733,984	37,890,486	777,745	13,758,429	59,160,644	59,160,644
Current Assets												
Investment in FDR	4	-	3,046,607,054	53,385,937	24,175,430	3,144,749,312	6,951,885	2,125,298,740	21,139,261	14,222,308	2,167,612,194	2,167,612,194
Loans & Advances	5	2,635,116	14,590,799	406,483	64,832	143,768,527	-	71,804,303	412,939	61,372	72,278,614	72,278,614
Security Deposit	6	-	159,135	17,500	968,250	1,144,885	2,546,764	4,134,270	377,500	9,520,485	16,579,019	16,579,019
Loan to Beneficiaries	7	-	2,785,091,451	19,661,663	-	2,804,753,114	-	159,135	17,500	436,250	612,885	612,885
Others Assets	8	2,778,179	30,448,571	15,413,453	8,457,242	57,097,445	1,789,479	2,016,202,122	8,936,706	-	2,025,138,828	2,025,138,828
Cash and Cash Equivalents	9	15,167,596	73,019,886	13,533,017	4,811,534	106,532,033	2,615,642	21,947,114	8,386,952	3,301,069	35,424,614	35,424,614
		15,167,596	73,019,886	13,533,017	4,811,534	106,532,033	2,615,642	11,051,796	3,007,664	903,132	17,578,234	17,578,234
		27,233,363	3,104,292,185	55,448,393	38,573,880	3,225,547,821	13,685,869	2,163,189,226	21,917,006	27,980,737	2,226,772,838	2,226,772,838
FUND AND LIABILITIES												
Fund												
Fund Account	10	3,402,409	481,378,350	4,500,696	8,247,705	497,529,160	4,427,927	360,375,663	157,716	7,924,939	372,886,245	372,886,245
Disaster Management Fund with Reserve	11	-	319,015,738	4,325,888	8,247,705	334,991,740	4,427,927	246,975,171	99,246	7,924,939	259,427,283	259,427,283
Loan Loss Provision	12	-	4,864,888	174,808	-	5,039,696	-	4,033,088	58,470	-	4,091,558	4,091,558
Insurance Fund	13	-	54,724,796	-	-	54,724,796	-	35,354,588	-	-	35,354,588	35,354,588
		-	102,772,928	-	-	102,772,928	-	74,012,816	-	-	74,012,816	74,012,816
		3,402,409	481,378,350	4,500,696	8,247,705	497,529,160	4,427,927	360,375,663	157,716	7,924,939	372,886,245	372,886,245
Liabilities												
Loan Payables	14	23,830,954	2,622,913,835	50,947,697	30,326,175	2,728,018,661	9,257,942	1,802,813,563	21,759,290	20,055,798	1,853,886,593	1,853,886,593
Members' Savings	15	3,704,400	1,906,908,242	14,329,645	17,658,469	1,942,600,756	2,320,500	1,274,007,229	5,601,713	10,910,954	1,292,840,396	1,292,840,396
Donation Received in Advance	16	-	695,432,253	-	-	695,432,253	-	510,632,096	-	-	510,632,096	510,632,096
Grants for Fixed Assets	17	20,126,554	-	10,625,467	-	30,752,021	6,937,442	-	1,716,702	-	8,654,144	8,654,144
Other Liabilities	18	-	20,573,340	25,992,585	1,936,199	48,502,124	-	18,174,238	14,440,875	8,053,637	33,706,320	33,706,320
		27,233,363	3,104,292,185	55,448,393	38,573,880	3,225,547,821	13,685,869	2,163,189,226	21,917,006	27,980,737	2,226,772,838	2,226,772,838


The annexed notes form an integral part of the Consolidated Statement of Financial Position.


Anwarul Islam
Director (Finance & Accounts)


Mohammed Shahabuddin
Chairperson

This is the Consolidated Statement of Financial Position referred to in our separate report of even date.

Dated, Dhaka
28 December 2017



ACNABIN
Chartered Accountants




WAVE FOUNDATION
Consolidated Statement of Comprehensive Income
for the year ended 30 June 2017

Particulars	Notes	2016-17				2015-16				Amount in Taka	
		Rights & Governance Sector	Community Finance Sector (Micro Finance program & others)	Livelihood Development Sector	General Fund, Enterprise & Others	Total	Rights & Governance Sector	Community Finance Sector (Micro Finance program & others)	Livelihood Development Sector	General Fund, Enterprise & Others	Total
Income											
Donation Income	19	35,453,960	32,866,481	31,942,134	-	100,262,575	60,297,273	33,265,599	47,021,343	-	140,584,215
Revenue Income	20	120,031	507,136,436	37,122,228	32,808,471	577,187,166	273,949	381,108,025	10,158,670	12,952,080	404,492,724
		35,573,991	540,002,917	69,064,362	32,808,471	677,449,741	60,571,222	414,373,624	57,180,013	12,952,080	545,076,939
Expenditures											
Revenue Expenditures	21	36,599,509	463,803,951	65,509,988	32,643,045	598,556,493	60,571,222	392,611,726	56,775,084	15,057,368	525,015,400
		36,599,509	463,803,951	65,509,988	32,643,045	598,556,493	60,571,222	392,611,726	56,775,084	15,057,368	525,015,400
Income / (Loss) over expenditure		(1,025,518)	76,198,966	3,554,374	165,426	78,893,248	-	21,761,898	404,929	(2,105,288)	20,061,539
		35,573,991	540,002,917	69,064,362	32,808,471	677,449,741	60,571,222	414,373,624	57,180,013	12,952,080	545,076,939

The annexed notes form an integral part of the Consolidated Statement of Comprehensive Income.



Amirul Islam
Director (Finance & Accounts)


Mohsin Ali
Executive Director


Mohammed Shahabuddin
Chairperson

This is the Consolidated Statement of Comprehensive Income referred to in our separate report of even date.

Dated, Dhaka
28 December 2017


ACNABIN
Chartered Accountants



WAVE FOUNDATION
Consolidated Statement of Receipts and Payments
for the year ended 30 June 2017

Particulars	Notes	2016-17				2015-16				Amount in Taka	
		Rights & Governance Sector	Community Finance Sector (Micro Finance & Others)	Livelihood Development Sector	General Fund, Enterprise & Others	Total	Rights & Governance Sector	Community Finance Sector (Micro Finance & Others)	Livelihood Development Sector	General Fund, Enterprise & Others	Total
Opening Balance		2,615,642	11,051,796	3,007,664	903,132	17,578,234	3,076,393	34,109,761	8,208,315	1,174,527	46,568,996
Cash in Hand	22.1	43,535	2,249,810	192,284	24,074	2,509,703	40,085	4,691,236	23,370	5,054	4,759,945
Cash at Bank	22.2	2,572,107	8,801,986	2,815,380	879,058	15,068,531	3,036,308	29,418,525	8,184,745	1,169,473	41,809,051
Receipts		66,059,401	6,946,929,848	118,049,652	137,819,820	7,268,858,721	67,762,219	5,035,156,612	62,306,911	18,554,710	5,183,780,452
Donation Received	19	62,611,084	501,717	41,606,764	-	104,719,565	62,314,116	39,907,311	43,787,538	-	146,008,965
Revenue Income	20	120,031	495,815,643	21,809,034	31,698,934	549,443,642	273,949	382,496,744	3,368,238	11,700,265	397,839,196
Loan Received	23	901,000	5,781,570,293	26,204,569	15,492,390	5,824,168,252	3,958,000	4,151,502,617	7,953,560	3,132,520	4,166,546,697
Advance Received	24	1,939,900	16,817,787	1,001,553	1,285,937	21,045,177	1,216,154	-	252,473	139,505	1,608,132
Other Receipts	25	487,386	652,224,408	27,427,732	89,342,559	769,482,085	-	461,249,940	6,945,102	3,582,420	471,777,462
Payments		68,675,043	6,957,981,644	121,057,316	138,722,952	7,286,436,955	70,838,612	5,069,266,373	70,515,226	19,729,237	5,230,349,448
Revenue Expenditures	21	53,507,447	6,884,961,758	107,524,299	133,911,418	7,179,904,922	68,222,970	5,058,214,577	67,507,562	18,826,105	5,212,771,214
Loan Payments	26	35,654,303	405,435,368	46,149,820	33,281,352	521,520,843	60,635,328	351,186,840	51,217,017	12,178,511	475,217,696
Advance Payments	27	989,352	1,078,947,724	14,609,411	9,091,000	1,103,637,487	5,466,818	763,345,945	1,971,000	1,355,000	772,138,763
Other Payments	28	576,000	19,291,484	19,881,891	3,168,266	42,917,641	2,120,824	-	882,918	1,983,060	4,986,802
Non-current Assets (Annexure A)		15,424,098	5,358,059,381	25,303,525	88,146,570	5,486,933,574	-	3,939,517,823	13,086,954	3,063,854	3,955,668,631
		863,694	22,227,801	1,579,652	224,230	24,895,377	-	4,163,969	349,673	245,680	4,759,322
Closing Balance		15,167,596	73,019,886	13,533,017	4,811,534	106,532,033	2,615,642	11,051,796	3,007,664	903,132	17,578,234
Cash in Hand		63,749	8,485,919	384,946	98,185	9,033,799	43,535	2,249,810	192,284	24,074	2,509,703
Cash at Bank		15,103,847	64,532,967	13,148,071	4,713,349	97,498,234	2,572,107	8,801,986	2,815,380	879,058	15,068,531
		68,675,043	6,957,981,644	121,057,316	138,722,952	7,286,436,955	70,838,612	5,069,266,373	70,515,226	19,729,237	5,230,349,448

WAVE FOUNDATION
Notes to the Consolidated Financial Statements
As at and for the year ended 30 June 2017

1. BACKGROUND INFORMATION

WAVE Foundation is a non-government organization established in 1990 in Bangladesh. In the aim of alleviating poverty, initially the organization focused on integrated development including human, skill and economic development of the organized participants. WAVE's main thrust is securing rights of the poor and marginalized, good governance, sustainable livelihood development through promoting people's participation, accountability, capacity development and access to resources. As its relentless effort in the development field, organization has been working on multifaceted issues since last 26 years. Networking at various levels and policy advocacy are the important areas of WAVE's program implementation approach. According to its 3rd Strategic Plan (2015-2020), WAVE has coined its mission statement as-transform the society towards human dignity, equality, accountability, quality of life and inclusive holistic development. In achieving this, organization is now implementing diversified activities under 3 Major Sectors- **1) Rights & Governance; 2) Community Finance Sector and 3) Livelihood Development Sector**. At present, a total of 09 Programs are implemented under these sectors whereas Gender Sensitivity and Disaster Risk Reduction & Climate Change are considered as cross cutting issues.

VISION

A just and prosperous society

MISSION

To transform the society towards human dignity, equality, accountability, quality of life and inclusive holistic development

GOAL

To improve and enhancing sustainable livelihood resources, good governance, access to rights and resilient communities

ROLE

Our role is to facilitate the process of development interventions at grassroots, policy promotion at national-international level, networking and innovation.



STRATEGY FOR ACHIEVING THE GOAL

- A combination of service delivery, rights based and creative transformation, - an integrated approach able to address the urgent and immediate concern of the poor and structural dimension of poverty and inequality.
- Networking, alliance, institution building, research, advocacy and campaign are the process that links macro-micro conditions and sustainability.
- Integrated support services for all types of Livelihood resources and conservation of nature.

CROSS CUTTING ISSUE

- Gender Sensitivity
- Disaster Risk Reduction & Climate Change

VALUES

- Justice
- Equality
- Freedom
- Secularism

PRINCIPLES

- Integrity
- Participation
- Accountability
- Equity
- Gender sensitivity
- Team building

LEGAL STATUS

- NGO Affairs Bureau: # 719, dated 22.06.1993, latest renewal on 02 May 2013
- Societies Act XXI of 1860: # S-3240(29)/2003, dated 23.07.2003
- Department of Social Services: # Kush-87/91, dated 20.02.1991 & 28.07.2004
- Microcredit Regulatory Authority, Dhaka to operate as MFI: License No. 04908-00607-00023, dated 05.09.2007
- Department of Family Planning: #Affiliation Number-14, dated 18 June 2013.

1.2 SECTORS AND PROGRAMS OF WAVE FOUNDATION

SECTOR: RIGHTS AND GOVERNANCE

Programs

- 1) Access to Rights and Justice
- 2) Democratic Decentralization & Institutional Accountability

SECTOR: COMMUNITY FINANCE

Programs:

- 1) Microfinance
- 2) Agriculture Finance
- 3) Micro-entrepreneurship

SECTOR: LIVELIHOOD DEVELOPMENT

Programs:

- 1) Food Security and Agriculture
- 2) Social Development and Community Resilience
- 3) Youth Empowerment
- 4) Renewable Energy

1.2.1 RIGHTS AND GOVERNANCE SECTOR

Over the last 46 years after independence, Bangladesh has been progressed remarkably in case of overall economic development and some social indexes, even though a number of limitations and challenges in different sectors exist. Despite being an important factor for sustainable development, country is still far away to ensure rights and justice for all. Centralization of power in governance process, absence of participatory practice in democracy, unenthusiastic political culture, weaknesses in the efficacy of guardian institutions and rule of law, failure of bureaucracy dependent development process with bribe-corruption, on the whole lack of good governance is one of the major obstacles in the progress of our country. WAVE Foundation continues to bolster its work on upholding rights of the people and strengthening governance systems through broaden its work with local and national governments, and public institutions, networks and coalitions. Decentralization, rule of law and entitlement issues continue to remain WAVE's main driver to bring about social and economic justice to its program participants and others. It maintains focus on marginal and disadvantage groups and women through pro-poor and inclusive planning and implementation of programs and projects. Where feasible, WAVE integrates the beneficiaries with its serves. Under its



Rights and Governance Sector organization implements different activities in promoting democratic decentralization and local self-government, fiscal decentralization, responsive public services, effectiveness of local justice system (village court, activating arbitration council and Alternative Dispute Resolution-ADR, community legal services, community mediation etc.), effective local governance, free & fair election, responsiveness of guardian institutions, SDGs, Right to food and social safety net program for marginalized, farmers rights, women, child and youth rights.

1.2.1.1 Access to Rights and Justice Program

Major components and projects under the above program are: Right to Food, Social Protection, Social Safety Net, violence against Women, Youth Rights, Human Rights, Local Justice Systems and so on.

- **Right to Food Campaign**

The major objective of Right to Food Campaign is to share experiences of civil societies' movements and strengthening contact with all concerned organizations, institutions, partners & networks and ensure right to food and nutritional security for all the people of the country. It aims to promote investment in agriculture and food systems by accelerating coherent and transparent policies, laws and regulations based on equitable, inclusive, and gender sensitive governance structures in the context of Bangladesh. Right to Food Bangladesh is conducting Right to Food Campaign and undertaking multifaceted activities to accelerate the 'Legal Framework on Right to Food' and other relevant issues by engaging different entities with its perspectives and strategies while WAVE Foundation has been playing the facilitating role.

- **Strengthening Legal Services for the Marginalized-SLS**

The project aims to improve the quality and coverage of community legal services, build sustainability of community legal service program and organizations and improve the capacity of the formal justice sector to increase access to justice for the poor and most marginalized groups specially women and children. In order to achieve the overall objective, the project raises community awareness on legal and human rights and works with CBOs (LoakMorcha) and UP to create multidimensional penetration. The project links victims with the District, Upazilla and Union Legal Aid Committee. This also provides training to the UP representative and LoakMorcha members for proper functioning of Village Court (VC) and Arbitration Council (AC). The project is implemented in 30 UPs of 4 Upazillas under Kushtia and Khulna districts. UKAID through Maxwell Stamp PLC & CLS support the project.

- **Campaign on Sustainable Community Mediation**

The overall objective of the project is to promote sustainable community mediation at local level. The specific objectives are to develop a sustainable model of community mediation and to campaign and advocate for replication of the sustainable model of community mediation



and legal recognition. In order to achieve the overall and specific objectives, the project raises community awareness on legal and human rights, raises awareness of the community and relevant stakeholders on the necessity of quality and sustainable community mediation for accessing justice by the poor and marginalized including the women. The project is implemented in 15 unions of 3 Upazillas under Meherpur, Madaripur and Pirojpur districts in consortium with two national NGOs namely Madaripur Legal Aid Association and Nagorik Uddyog. UKAID through Maxwell Stamp PLC & CLS support the project.

- **Activating Village Courts in Bangladesh Phase II**

The overall objective of the project is to contribute to improving access to justice for disadvantaged and marginalized groups in Bangladesh through establishing village courts in project targeted (1080) unions of Bangladesh. The specific objectives of the new phase are to make local authorities more responsive to local justice needs and offer appropriate legal services in the form of well- functioning village courts and to empower local people, especially women, the poor and vulnerable groups to seek remedies for injustices and to resolve their disputes at the local level in an expeditious, transparent and affordable manner. The project activities focus on Promote and protect human rights security through devising a human rights-based approach in programming and delivery system; Strengthen local government institutions to be responsive to local needs and other approaches legal service through well-functioning Village Courts. The Local Government Division (LGD), Ministry of Local Government, Rural Development and Cooperatives have initiated the 'Activating Village Courts in Bangladesh Phase II Projects' with the partnership of UNDP and European Union (EU). This Project is implemented by WAVE Foundation in 248 Unions at 29 Upazillas in 6 districts named Khulna, Satkhira, Bagerhat, Patuakhali, Barguna and Bhola under the Khulna and Barisal division.

- **Support for Ensuring Rights of Service Users and Strengthening Accountability in Health System for Maternal & Neonatal Health Services**

The project aims to improve maternal and neonatal health practices and utilization of quality maternal and neonatal health care and services. Particularly it includes the poor and excluded through creating an enabling environment where the rights and voices of the beneficiaries are protected and heard. The project is being implemented in Khulna and Tangail district with the support from UNICEF.

1.2.1.2 Democratic Decentralization & Institutional Accountability

Major components and projects under the above program are: Democratic Decentralization & Local-Self Government, Local Governance, Responsive Public Services and so on.

- **Strengthening Democratic Governance through Ensuring Responsiveness of Public Institutions**

The aim of the project is ensuring responsiveness of local and national institutions for democratic governance. As a continual advocacy effort for enacting a 'Democratic Decentralization Policy' by the state, influencing national level policy frameworks and promoting and demonstrating innovative and best practices towards achieving local self-government are also focused within the project. A key objective of the project is to increase civic participation in a guardian institution (OCAG-Office of Comptroller and Auditor General) and contributing to its increased efficiency. The project activities emphasis on policy advocacy on Democratic Decentralization Policy, formation of local government commission, reform local government acts, execution of transferred subjects from national government to local government, establishing micro-macro linkages to promote best practices at local level through national level advocacy, enhancing policy literacy of civil society on OCAG, public finance monitoring etc. For linking micro with macro and to make policy advocacy evidence based, solution centered and stakeholders led activities are implemented with 2 Upazila Parishads directly in Naogaon district. The 34 month length project from October 2013 is funded by Manusher Jonno Foundation-MJF.

- **Civic Awareness and Elections Observation**

The project aims to promote free and fair elections in Bangladesh through election monitoring, voter and civic awareness and election observation. WAVE takes part in civic awareness and election observation programs concerning National and Local level elections held at different parts of the country including Dhaka city. It also aims to reduce the risk of election and post-election violence. Besides, policy advocacy with Election Commission (EC) and other concerned stakeholders in the aim of strengthening electoral process in Bangladesh is one of the significant activities of this project. As a member of Election Working Group (EWG), WAVE implements this project in cooperation with The Asia Foundation-TAF. 'Strengthening Civic Engagement in Elections and Political Processes for Enhanced Transparency and Democratic Accountability' is the title of present activity. This project includes a combination of long term domestic and regional election observation and electoral reform advocacy, citizen monitoring and voter education to mitigate political and electoral violence and voter education and form to enhance responsiveness and accountability of candidates.

- **Active Citizen**

The project intends to deliver Active Citizen Youth Leadership Training-ACYLT Programs and youth-led Social Action Projects where young people address their own priorities and involve people of all generations to make a positive change to their communities. In the 3rd phase, the project delivered 20 ACYLT covering 600 youth leaders in Jessore, Chuadanga,



Meherpur, Jhenaidah, Kushtia, Rajshahi and Dhaka Districts. British Council supports the project.

- **Youth Rights and Development Campaign**

National Youth Assembly is intending to undertake extensive programs and campaign activities under 'Youth Development and Rights Campaign' to ensure youth rights, particularly rights to education, skills and employment. Simultaneously, WAVE's youth development initiatives like Youth Leadership Development Program, Active Citizens Program as well as Skill Development training and Youth Development through different activities are also underway.

1.2.2 COMMUNITY FINANCE SECTOR

WAVE continues and expands community finance program to ensure that it increases its outreach geographically and within the existing community it is serving through enhanced inclusion. Agriculture and micro entrepreneurs are brought under expanded credit support with additional inputs and services. Community finance plays a vital role towards transforming WAVE Foundation a sustainable institution for local communities. Through its multifaceted interventions under this sector, WAVE aims to enhance outreach, coverage and inclusion, increased economic involvement and financial self-reliance, and new & successful businesses in agriculture and other sectors.

1.2.2.1 Microfinance Program

The most significant aspect in poverty alleviation is to ensure employment for all eligible women-men. Even so, employment opportunities in both formal (government, private, non-government etc.) and informal sectors are not generating accordingly. Though agriculture sector plays a key role in the country's economic growth, as of now, this sector is considered as an informal sector, because it lacks permanent employment opportunity throughout the year. In the context, self-employment generated in different informal sectors including agriculture, small business & enterprise and local transportations become a major support, where capital is the first requirement. In Bangladesh, supply of capital or loan provided by government-private banks and financial institutions in case of informal sector is too little. In this backdrop, collateral free microfinance, a worldwide milestone program developed by the NGOs of Bangladesh contributes to economic development generating self-employment. WAVE implements its Microfinance Program to ensure self-employment through promoting socio-economic development of poor and lower-middle class people living in both rural and urban settings. Under this program, 4 major loan products and various sub loan products play an important role in agricultural production, livestock development including Black Bengal goat, local transportation, small to large scale business, enterprises and economic development in different sectors of organization working areas. The program emphasizes development of extreme poor and skill development training for program participants and technical assistance & medical services for their livestock development. In addition with financial services, WAVE intends to ensure integrated development of the



program participants through incorporating health and education services along with awareness raising activities on social issues. Savings and micro insurance is one of the major activities along with loan support. Apart from this, WAVE has been working on cluster based production and value chain development. This program intervention uplifts self-employment to formal employment that eventually contributes in our national economy.

Components under Microfinance Program

- **Savings**

WAVE has been providing savings services in both rural and urban areas through its 102 branch offices. The savings products are General Savings and Security Savings.

- **Micro Credit**

WAVE has been implementing microcredit in both rural and urban areas through its 102 branch offices with the financial support from PKSF and commercial banks. The products of microcredit are:

Major Products	Sub Products	
a) General Microcredit	Supplementary Loan Product	Specialized Loan Product
b) Micro Entrepreneurship	<ul style="list-style-type: none"> • Seasonal loan • WASH Loan • Disaster Management loan 	<ul style="list-style-type: none"> • Black Bengal Goat Rearing loan • Spices Cultivation Loan • Sheep Rearing loan
c) Microcredit for ultra-Poor		
d) Agriculture Credit		

- **Credit for Extreme Poor**

Uplifting the socio-economic status of the poor remains at the heart of microfinance program but so far it has been successful in reaching the moderate poor. The extreme-poor is left out of the mainstream microfinance program because of the pre-conceived notion that they are vulnerable to loan repayment. On the contrary, the ultra-poor people voluntarily exclude themselves from microcredit at times because of the fear of not being able to repay in time and getting further indebted. This realization has inspired WAVE Foundation to introduce specialized credit for extreme poor. Under 'Credit for extreme poor', WAVE is providing flexible microcredit to the extreme-poor people. In addition to the financial service WAVE is also providing different non-financial services like primary health care, technical services for implementing income generating activities of the poor people, capacity building support at the time of disaster, training, awareness building on nutrition and social issues. The main objective of 'Credit for Extreme Poor' is to support the extreme-poor people in such a way so



that they become capable to create sustainable income opportunities and human dignity as well as they can lift out of extreme poverty.

- **Housing Loan**

This component is dedicated to ensuring safe home for poor people who cannot build it by themselves. People who find it hard to ensure three meals a day cannot make savings for future. Building safe house causes huge expenses that people cannot afford. Many poor people are surviving without home which is a basic human need while many are at risk to be homeless. The amazing benefits of housing loan have helped many people in our working area to build their own home which was once their dream. The long-term housing loan at low interest-rate has been contributing significantly to rehabilitate homeless poor people. WAVE implements the project in Chuadanga district. The project is supported by Bangladesh Bank.

- **WASH Loan**

Participants of WAVE's Micro-finance Program can broadly be divided into three categories; ultra-poor, poor and micro-entrepreneurs. Due to their socio-economic status, these people cannot afford to purchase water and sanitation facilities with cash payment. However, the importance of safe drinking water, hygiene practice and sanitation facilities need not to be exaggerated. Poor sanitation and water facilities negatively affect the health, income and expenditure of the people. Considering this circumstances, WAVE Foundation has launched WASH Loan under mainstream loan program. A project titled ***Accelerating Sustainable Water and Sanitation Facilities for All-ACCESS*** supported by Water.org has been complementing to awareness raising and capacity building of community as well as sanitation entrepreneurs also. WASH Loan aims at behavioral change of the community people through promoting safe drinking water and sanitation practices; developing and enhancing the capacity of the WATSAN entrepreneurs to ensure the availability of water and sanitation products; providing the targeted community with affordable financial support for tube-well & sanitary latrine installation and establishing linkage with concerned government line agencies & other institutions for a sustainable sanitation facility.

- **Micro Insurance**

WAVE has been providing micro insurance services in both rural and urban areas through its 91 branch offices with the financial support from PKSf. The products of micro insurance are:

- Microfinance Insurance
- Livestock Insurance
- Crop Insurance
- Health Insurance
- Life Insurance



1.2.2.2. Agriculture Finance Program

Agriculture being the driving force of our economy deserves dedicated attention. However, this sector lacks the attention of financial service providers. The high degree of risk involved in this sector is considered to be the reason of this aversion. Particularly small and marginal farmers who constitute the majority of the farmers have hardly any access to financial service. In order to increase yield and transform the socio-economic condition of the farmers' uninterrupted flow of capital is imperative to solve the crisis associated with long-held conventional manual farming and unavailability of quality input.

Agriculture Finance Program is dedicated to the sustainable development of agriculture sector of our country. This dedicated program of WAVE offers flexibilities and has become a prominent core program of the organization covering a major share of the yearly loan disbursement. Since its inception, this unique program has created tremendous impetus for the investment of different IGAs such as crop cultivation and processing, livestock, fisheries, agro-forestry, agro-processing etc. The provisions of the loan repayment are based on crop and livestock product cycle. The single instalment after the sale of the product has made it very popular among the borrowers, especially those engaged in beef fattening and crop cultivation.

Agriculture Finance Program offers comprehensive training program for the farmers. In order to make a sustainable impact special emphasis is given to ensure quality input supply and technology transfer to the farmer level as well as establishing market linkage. Adequate attention is given to research, development of high-yielding seed, and management of irrigation, mechanized and technology-based farming, and vocational education to farmers. Angkur Seeds and Angkur Agro Machineries have been working as complementary forces to achieve the desired objective of this program.

Components under Agriculture Finance Program

- **Finance**

The crucial importance of finance is addressed based on flexibility and need of the farmers in accordance with the crop calendar and harvesting period. Finance for mechanization of agriculture is highly prioritized. The repayment can be once-off, weekly or monthly depending on farmers' choice.

- **Skill Development Training**

Skill development trainings on crop, livestock and fisheries are provided to enhance the capacity of the farmers. Accordingly field day is observed and demonstrations are set.



- **Input Supply and Technology Transfer**

Quality input and technologies are prerequisite for development of agriculture sector. Proven agro-technologies are transferred to the farmer level in collaboration with Department of Agricultural Extension-DAE.

1.2.2.3 Micro-entrepreneurship Program

WAVE has launched its Micro-entrepreneurship Program aiming at extending financial services to the progressive members of microfinance program for undertaking income generating activities that require bigger amount of capital. Micro-enterprise policy of WAVE is formulated based on assessing the needs and demands of the micro-entrepreneurs. Apart from progressive members of microfinance program, Micro-entrepreneurship Program provides financial services to all micro-entrepreneurs for accelerating employment generation. Any business activity that has investment up to BDT 1.5 million (excluding land and building) is considered as microenterprise. An individual micro-entrepreneur can take loan up to BDT 1.0 million for his enterprise under this Program. In order to have a comprehensive impact on the lives and livelihood of the entrepreneurs, this program also imparts business development skill training and facilitates market linkage for the products produced by entrepreneurs through market system inclusion. In essence, this program intends to support and uplift the aspiring entrepreneurs in their pursuit of creating employments and income towards creating a prosperous Bangladesh.

Components under Micro-Entrepreneurship program:

- **Business Development Skills**

Comprehensive business development skills are offered to both, graduated members of Microfinance Program as well as existing entrepreneurs who are operating their business in conventional fashion but wants to upgrade their ventures. Both training and consultancy support are offered.

- **Market Systems Inclusion**

Entrepreneurs get market linkage support to make their business more competitive and viable.

- **Financing**

WAVE currently offers maximum 10 lac of loan support to the entrepreneurs.

1.2.3 LIVELIHOOD DEVELOPMENT SECTOR

Despite government statistics published in every year reveals the economic growth, in Bangladesh 24.5% (General Economic Division-GED, 2015) of total populations are still living below poverty line. The extreme poor living in the coastal, haor, drought prone and char areas are mostly suffered by a range of climate change effects, natural disasters and river erosion. Generally, our farmers are used to face difficulties in getting essential inputs and technical assistance, marketing as well as fair prices of their agricultural products. Besides, a major part of poor and marginalized are deprived from essential public services like health, education etc. which have obvious impact on their livelihoods and vice-versa. WAVE aims to invest its resources and expertise significantly in livelihood development sector aligned with other national and international development projects and initiatives to leverage their resources to serve the program participants livelihood needs. It integrates livelihood development sector with food security and agri value chain, climate change adaptation, disaster risk reduction, and pro poor market access initiatives and projects. WAVE creates resilience poverty pockets through multi sectoral pro-poor initiatives integrating rights and services. Organization gives special efforts for skilling youths with employable skills and trades. Under the sector, organization has been implementing different activities on the issue of food security, agriculture and livestock development, health, education, safe drinking water and sanitation, climate change adaptation and resilience-building, income generation, human and skill development, skill based employments for youth, uses and access to renewable energy etc. for the poor and marginalized. Organization undertakes different steps to improve value addition and supply system of agricultural product under this sector.

1.2.3.1 Food Security and Agriculture Program

Major components and projects under the above program are: Agriculture (crop & aquaculture) Development, Livestock development (Black Bengal Goat, Sheep, Cow Rearing, Poultry and Duck Rearing), Farmers organizations development and so on.

- **Food Security 2012 Bangladesh –UJJIBITO Project**

The aim of the project is sustainable reduction of hunger and poverty in Bangladesh. The specific objective is to sustainably eradicate extreme poverty of 3.25 lakh ultra-poor female headed and vulnerable households of respective working areas. To achieve the goal the project is intended to promote food security, increase purchasing power except food, increase assets and develop social status by facilitating these ultra-poor households. WAVE implements the project in 13 Upazillas of Chuadanga, Kushtia, Meherpur, Jhenaidah & Magura districts. European Union & PKSF support this project.

- **Kuwait Goodwill Fund for Promotion of Food Security in Islamic Countries**

The aim of the project is to provide small loan and credit support to increase food production, processing and marketing and related small scale business that will contribute to

increase family income and food security as well as decrease the vulnerability. The objectives of the project are to provide loan support according to the demand of the targeted people; provide new modern, effective and sustainable technology to increase food security through food production and transform funding initiative against food production, processing and preservation to mainstream microcredit of PKSF and generate local employment. WAVE implements the project in Damurhuda Upazila in Chuadanga district, Mujibnagar Upazila in Meherpur district and Moheshpur Upazila in Jhenaidah district with the support of PKSF.

- **Production, Processing and Marketing of Drought Resilient Variety of Rice Seeds**

The project aims to increase High Yield Variety (HYV) seeds availability for Aus and Aman season. The purpose of the project are to limit rice production during Boro season in drought prone areas to save valuable water and to increase grain production during rain fed season. WAVE implements the project in Chuadanga Sadar & Damurhuda Upazila in Chuadanga district with the support of PKSF.

- **Development and Scale-up of Spices**

The use of species in our daily dishes for making it delicious has been a common phenomenon all over the world. It's medicinal and nutritional importance have been recognized and celebrated since the ancient time. Apart from sheer appreciation and recognition of Spices among our lickerish population, no considerable initiative for Spices cultivation has been taken even though being wholly dependent on costly importing. If Species Cultivation is taken seriously like other crop cultivation, comparatively it could be a highly profitable sector. Meherpur is celebrated as Seed Production Zone in Bangladesh. WAVE has regarded all these prospects and importance of Spice cultivation and has undertaken a Species Cultivation Zone in Meherpur in 2012. Specialized Spice Nursery is dedicated to researching, knowledge development and supply of quality Saplings and Seeds. Spice cultivation at farmer level is aimed at diversifying and increasing Spices production. Currently 307 farmers are cultivating spices in more than 600 acres of land in Meherpur district. The initiative runs by WAVE own fund.

- **Income Generation and Employment Creation for Entrepreneurs through Year-round Onion Cultivation & Marketing**

The project is implemented under 'Promoting Agricultural Commercialization and Enterprises (PACE) Project' of Palli Karma-Sahayak Foundation (PKSF). PACE covers three complementary components- financial services for micro-entrepreneurs, value chain development and technology & product adaptation aimed at increasing the income and generating employment of entrepreneurs through year-round onion cultivation in a sustainable manner. The project implemented by WAVE follows the strategy of combining financial & non-financial services and transfer of technologies to the micro-entrepreneurs



involved in year-round onion cultivation and value chain development. Its specific objectives are; increasing the income of project participants of year-round onion cultivation by ensuring availability of quality seeds & saplings; reducing the post-harvest wastages & production cost through establishing cost-effective commercial storage system at the farmers' level and creating wage-based employment through expansion of year-round onion cultivation. The project is implemented in Mujibnagar Upazila of Meherpur district with the support of IFAD through PKSF.

- **Genetic Conservation, Increasing Productivity and Up-scaling of Black Bengal Goat Rearing**

The project aims to contribute in national economy by creating employment and generating income through producing quality Black Bengal goat and preserving the gene. Objectives of the project are to engage the poor people in Black Bengal Goat Rearing, supply of quality buck & doe at beneficiary level to preserve the gene of Black Bengal Breed, creation of employment skill in commercial goat rearing and establish a profitable project of goat rearing at rural and farm level. WAVE implements the project in ChuadangaSadar, Alamdanga, Jibonnagar and Damurhuda Upazila in Chuadanga district with the support of PKSF.

- **Alleviation of Poverty through Rearing and Conservation of Local Improved and Hybrid Sheep Breed and Increasing Productivity at Family and Demonstration Farm Level**

The aim of the project is to ensure food security of the poor and the hardcore poor through self-employment. Objectives of the project are to conduct necessary adaptive research to make the goat rearing profitable at household and farm level; to conserve the gene of Local Improved and Hybrid Sheep; to help to develop the successful micro-credit borrowers as micro entrepreneurs in establishing small and mid-sized goat farms and to make the self-sufficient breeding farm at organizational level for providing training and technical assistance to the poor & the hardcore poor on a sustainable basis. WAVE implements the project in Pirojpur Union (Baradi Unit) of Meherpur Sadar Upazila in Meherpur district with the support of PKSF.

- **Alleviation of Poverty through Genetic Conservation, and Increasing Productivity of Black Bengal Goat at Family and Breeding Farm Level**

The project aims to ensure food security of the poor and the hardcore poor through self-employment. Objectives of the project are to conduct necessary adaptive research to make the goat rearing profitable at household and farm level; to conserve the gene of Black Bengal goat; to help to develop the successful micro-credit borrowers as micro entrepreneurs in establishing small and mid-sized goat farms and to make the self-sufficient breeding farm at organizational level for providing training and technical assistance to the poor & the hardcore



poor on a sustainable basis. WAVE implements the project in Jamirta Union of Singair Upazila in Manikgonj district with the support of PKSf.

- **Income Generation and Employment Creation for Entrepreneurs through Black Bengal Goat-BBG Rearing**

The project is implemented under the 'Promoting Agricultural Commercialization and Enterprises (PACE) Project' of Palli Karma-Sahayak Foundation (PKSF). PACE covers three complementary components- financial services for micro-entrepreneurs, value chain development and technology & product adaptation and aims to enhance livelihoods (higher income from self-employment, business profit and wage employment and food security) of the moderate and extreme poor project participants (men and women) in a sustainable manner. The project implemented by WAVE follows the strategy of combining financial & non-financial services and transfer technology to the micro-entrepreneurs involved in Black Bengal Goat-BBG rearing and BBG value chain development. It aims to establish the project area as a model cluster of BBG rearing through improving management of goat rearing, increasing goat production and sales, enhancing income through self and wage-based employment creation. It is implemented in Meherpur Sadar, Mujibnagar and Gangni Upazila of Meherpur district with the support of IFAD through PKSf.

- **Achieving Sustainable Livelihood through Goat and Beef Value Chain Interventions-ASL Project**

The aim of the project is 'Under USAID FORWARD –AVC (Agricultural Value Chain) project plans to strengthen five promising organizations (WAVE Foundation is one of them) from the Feed the Future districts for consideration of direct USAID awards through capacity building'. Main objectives of the project are to Operational capacity building for improved financial management, performance monitoring and administrative operations; and Technical capacity building on agricultural value chain development assistance. For achieving the above mentioned goal & objectives, a national NGO namely Capacity Building Services Group (CBSG) organized and facilitated eleven (11) training courses for the management & relevant staff of the organization including follow-up on learning practices by the organization during February 2015 to August 2016.

1.2.3.2 Social Development and Community Resilience Program

Major components and projects under the above program are: Disaster risk reduction and climate adaptation, climate adaptive farming, livelihood improvement, asset transfer, community based organization development and so on.



- **Enhancing Resources and Increasing Capacities of Poor Households towards Elimination of their Poverty-ENRICH**

ENRICH is a program conducted at the grassroots level focusing for overall household development of the poor. The program targets poor families, working with them to enhance and maximize the utilization of their resources and skills. ENRICH aims to alleviate poverty not only through income generation but through a holistic approach targeting other crucial aspects of human life including health, education, youth development, community development, etc, the goal being sustainable development driven by the people themselves. It also helps and creates mechanism for them to work with relevant institutions and larger communities for effectively preparing for responses to natural disasters and put in place a new and effective method of GO-NGO collaboration for development from below. WAVE implements the project in Jibonnagar & Damurhuda Upazilla in Chuadanga district and Singair Upazilla in Manikgonj district with its own fund and support from PKSf.

- **Resilient WASH Program in Bangladesh**

Overall aim of the project is to improve access to basic sanitation, safe water and hygiene for poor and vulnerable people to strengthen their resilience to prepare and respond to the risks associated with disasters. Objectives of the project are to develop a replicable model of resilient community through increased inclusive access to sanitation and hygiene and sustainable water; to reduce gender related WASH inequities and empower women through development of their leadership to implement and manage WASH facilities; strengthen the WASH capacity of the participating communities and the local government institutions. The project is implemented at Awliapur & Itbaria unions of Patuakhali Sadar Upazilla in Patukhali District with the support of Thank You Water and Australian Aid through Oxfam GB.

- **Uplifting the Life-standard of Elderly People Program**

Government of the People's Republic of Bangladesh has formulated a policy titled 'National Elderly People/Senior Citizen Policy 2013' to ensure a dignified, poverty-free, sound and secure social life for the elderly citizens of our country. To that end, Palli Karma Sahayak Foundation-PKSf has designed a project named 'Elderly People's Program' to implement through its partner NGOs. The initiatives under this project are; establishing social center for the senior citizens; introducing and providing old allowance; bestowing honor to the senior citizen as the best service providers of the nation; introducing special credit and training for ultra-poor senior citizen; initiating geriatric nursing facilities and organizing training for developing Para-Physiotherapist and provide special social service package for the senior citizens. WAVE Foundation implements this project in Simanto Union (ENRICH working area) of Jibonnagar Upazilla in Chuadanga district with the assistance of PKSf.



- **Accelerating Sustainable Water and Sanitation Facilities for All- ACCESS**

The objectives of the project are: Promote behavioral change of community through hygienic sanitation practices; Develop and enhance the capacity of entrepreneurs' for ensuring available supply of WATSAN materials; Provide affordable credit support to the targeted households for installation of sanitary latrine and tube-wells and Build linkages with LG & GoB line agencies for sustainable sanitation management. The project is implemented in Chudanga, Jhenaidah, Jessore, Khulna, Kushtia, Magura, Meherpur, Pabna, Natore, Rajshahi and Manikganj district with the support from Water.org.

1.2.3.3 Youth Empowerment Program

Major components and projects under the above program are: Skill for employment, youth entrepreneurship, youth financing, youth leadership development and so on.

- **Skill for Employment Investment Program (SEIP)**

The main objective of the project is to provide need based skills training to the project participants and to ensure at least 70% of the trained participants are employed (both self-employment and wage/remuneration based employment) for increasing their financial capacity and establishing dignity of the individuals and the family so that they are able to sustainably improve their own livelihoods.

- **Empowering Youth for Work**

The overall aim of the project is poverty reduction, youth empowerment and gender equality for young women and men living in rural climate-change affected areas. A total of 16,750 young men and women of age 15-29 would experience an improvement in their economic prospects in life through project's various interventions. The project is being implemented in Bakerganj upazila of Barisal district with the support from Oxfam.

1.2.3.4 Renewable Energy Program

Potential components and projects under the above program are: Solar irrigation systems, Solar home systems, Biogas & bio fertilizer, Improve cooking stove and others.

Components

- **Solar Irrigation Systems**

In the context of Bangladesh, extending affordable and sustainable agro-technologies to the poor farmers can play a transformative role in converting small farming into viable businesses and thereby making a measurable change in the gross agricultural production. The advent of eco-friendly renewable solar energy is widely recognized and very relevant to Bangladesh. WAVE Foundation launches solar irrigation systems for the broad-base of poor small farmers who cannot afford the conventional costly irrigation system. Renewable Energy Development Program adopts a group approach that brings small farmers under a single

umbrella who attain ownership of the solar irrigation system. Unlike conventional irrigation system, solar irrigation system diminishes wastages of water and land by devising an underground water canal for water circulation. The mandatory arsenic and TDS test prior to solar irrigation system installation makes it scientifically secured both for farming and the farmers.

- **Solar Home System**

Now-a-days electricity is the right of the people. Our state is committed to provide electricity for all people and in every home. For promoting the green economy and natural conservation, WAVE is promoting solar power program emphasizing the people who are living in off grid area of the country. Major program interventions are Solar Home System (SHS), irrigation and small industry. WAVE Foundation implements the project through partnering with IDCOL.

- **Bio-gas and Bio-fertilizer**

The overall objective of the project is to develop and disseminate domestic biogas in rural areas with the ultimate goal to establish a sustainable and commercial biogas sector in Bangladesh. It aims to reduction of workload of women, improvement in health and sanitation condition, increase agriculture production with proper utilization of slurry, employment generation, saving of conventional fuel sources such as firewood, agriculture residues and dries dung cake and reduction in green-house gas emission. IDCOL supports the project implementation in Chuadanga district.

- **Improved Cooking Stove**

The World Health Organization has estimated that 46,000 women and children die each year in Bangladesh as a direct result of exposure to indoor air pollution, while millions more suffer from respiratory diseases, tuberculosis, asthma, cardiovascular disease, eye problems, lung cancer etc. 70% of the victims of indoor air pollution are children under five. Estimated 90% of the rural household of Bangladeshi are using cow dung, jute sticks, other agricultural waste and wood for cooking and most use inefficient and poorly ventilated clay stoves that produce smoke, carbon monoxide and carcinogens. It is serious health threat for women and children. Due to these reasons WAVE Foundation has been promoting improved cooking stoves (BONDHU CHULA) at rural level through partnering with PKSF since 2010.

1.2.3.5 Network and Alliance Coordinated and Facilitated by WAVE Foundation

- **Governance Coalition (GC)**

Governance Coalition-GC is a national network of NGOs and Community Based Organizations (CBOs) involved in promoting responsive governance and rights of poor and marginalized people through raising awareness, campaign, lobbying and policy advocacy at local and



national level. From the extensive experiences of field level program implementation since 1997 and logical sequence of its program learning WAVE facilitated the formation of GC in 2004. Gradually GC consists of 42 members working in 16 districts of Bangladesh. While continuing to work on own priorities, the members of the Coalition move together to advance common vision and mission towards promoting responsive governance in Bangladesh. WAVE Foundation Dhaka Office coordinates and hosts its Secretariat.

- **Loak Morcha-LM (People's Alliance)**

People's Alliance (Loak Morcha-LM) is a nonpartisan and non-communal social organization associated with the representatives from different strata of society. Constituencies of Loak Morcha include leaders of civil society, volunteers, youths, self-motivated women and men, representatives of locally elected bodies, leaders of NGO beneficiary groups, NGO representatives and representatives of different professional associations. It is developed as a voluntary social organization in the grass root level aiming at strengthening local government, effective public service delivery and to mobilize public opinion against human rights violation. With the initiative of WAVE Foundation, GC facilitated the formation of Loak Morcha and it exists at three local administrative tiers (in UP, Upazilla and District) of the program area.

- **Governance Advocacy Forum (GAF)**

Governance Advocacy Forum (GAF) is a national level platform that aims to promote democratic decentralization and local self-government through campaign and policy advocacy. GAF founded in 2007 undertaking policy advocacy for promoting strong local government. At present, the forum consists of 36 national and international NGOs, networks, local government platforms, institutions and civil society representatives working towards democratic decentralization and local self-government in Bangladesh.

- **Right to Food Bangladesh (RtF BD)**

Right to Food Bangladesh-RtF BD is an Umbrella Network of CSOs, NGOs, INGOs, networks, peasant's organizations, women organizations, indigenous organizations, social movements, researchers, academia, trade unionist, youth, small-holder farmers, and other part of the society works towards ensuring right to food and nutritional security for all the people of the country. RtF BD is conducting Right to Food Campaign and undertaking multifaceted activities to accelerate the 'Legal Framework on Right to Food' and other relevant issues by engaging different entities with its perspectives and strategies.

- **National Youth Assembly (NYA)**

In the light of its experience working on youth development, WAVE Foundation organized 'National Youth Rights Assembly' in January, 2016 focused on the formulation of 'Effective National Youth Policy for Youth Rights and Development' as well as aiming at uniting youth



under single umbrella to establish youth rights, particularly, right to education, skill and employment. 'National Youth Assembly'- the formation of a new youth platform has been the outcome of successful National Youth Rights Assembly. National Youth Assembly is intending to undertake extensive programs and campaign activities under 'Youth Development and Rights Campaign' to ensure youth rights, particularly rights to education, skills and employment.

1.2.3.6. Affiliation with Other Networks

- **Election Working Group (EWG)**

EWG is a national network consisting of national and regional NGOs working towards promoting free and fair elections, good governance and the achievement of higher standards of democratic representation and accountability in Bangladesh. As a member organization of this network supported by The Asia Foundation, WAVE plays role in implementing deferent activities and also contributes in decision making process.

- **International Peace Youth Group-IPYG**

An international platform gathers and mobilizes youth across the globe to work and learn from one another in the hope of realizing peace, envisions the unity among youth that transcends boundaries, races and religions.

- **CIVICUS**

An international alliance dedicated to strengthening citizen action and civil society around the world. It focuses on three priority areas which are: i) protecting the rights of civil society; ii) Strengthening civil society good practices and iii) Increasing the influence of civil society

1.2.3.7. WAVE ENTERPRISE

- **Angkur Crafts**

Support poor people specially women in establishing themselves as small entrepreneur and self-reliant through building market linkage of their products especially crafting and clothing.

- **Angkur Seeds**

Quality Seed is the precondition for bumper Agricultural Production. But apart from being an Agricultural country, it uses approx. 30% quality seeds in agricultural production while the rest of the 70% seeds are below standard which have negative impact on our gross agricultural production. ANKUR Seeds is an initiative dedicated to the sustainable development of agricultural sector through ensuring available production, efficient processing and planned marketing of quality Crop Seeds to meet the Farmer's demand. ANKUR is brand name of our seed which is registered under the government authority. The initiative has been started since 2009 by WAVE Foundation. ANKUR Seeds has developed the capacity of

farmers introducing new technologies, produced and marketed three high-yielding varieties of Rice (BR 26, BRRRI dhan 28 and BRRRI dhan 50) with remarkable success. It has also done the processing and marketing of high-yielding Variety of Wheat (PRODIP). It intends to become the most trusted source of quality seeds of Boro as well as Aman and Aush Rice, Wheat, Oil Seeds, Vegetables and Tissue Culture of Potato Seeds. 5100 farmers are currently producing rice seed and about 65 metric tons of Rice and Wheat seeds are marketed by ANKUR each year.

- **Angkur Agro Machineries**

Extending affordable agro machineries to the farmers is the single most prerequisite to take a leap from manual to mechanization of our agriculture which can radically increase the gross agricultural production. Angkur Agro Machineries is an enterprise of WAVE Foundation that aims at complementing WAVE's commitment towards the development of agriculture sector. It offers a wide range of agro machineries to the farmers- Power Tiller, Thresher, Chopper, Reaper, Harvester, Shallow Pump, and Sprayer and so on at an affordable price.

1.2.3.8 CAPACITY BUILDING INITIATIVES

- **WAVE Training Center**

To develop human resources including staff, partners, beneficiaries and other stakeholders, WAVE Foundation has incorporated training as an integral part of all programs. It has its own training center in Chuadanga equipped with all the necessary and modern supports including accommodation facility. Through the training center, WAVE also offers various need-based training courses for other NGOs and non-project participants. WAVE has deployed appropriate, qualified and professional training staff in the center. Apart from the training Center staff, WAVE has a Pool of Resource Persons to conduct various training sessions. Deputy Executive Director, Assistant Executive Director, Program/Project Coordinators and Deputy Program/Project Coordinators of various programs/projects, Head of Finance & Administration, Head of Internal Audit, Head of Monitoring Division, etc. of WAVE belong to the Pool of Resource Persons. Some external reputed persons of various organizations and local government expert individuals also belong to the Pool of Resource Persons who conduct various training sessions on need basis. Besides, Deputy Commissioners, Additional Deputy Commissions (both General & Revenue), Deputy Directors of Local Government (DDLG), Upazilla Nirbahi Officers and Upazilla level Departmental Heads (Health, Agriculture, Education, etc.) are also invited as Guest Facilitators for the relevant sessions.

- **WAVE on-Farm Training Center**

WAVE Foundation has been conducting action research on several crops and livestock associated with its various programs for up-gradation and quality enhancement. Apart from that, capacity development of the program participants and staffs is an integral part of what WAVE Foundation does. To that end, establishment of a resource center from the income of



Economic Empowerment program on a land of 09 acres has been underway since 2005 at Kosaghata village of Damurhuda upazila under Chuadanga district. Improved rice seeds are produced, marketed and branded as Angkur Seeds through action research at this center. A Black Bengal Goat-BBG Breeding Farm has been established at the campus in 2008 under Learning and Innovation Fund to Test New Ideas-LIFT Project supported by Palli Karma Sahayak Foundation. This Breeding Farm is playing a crucial role in preserving the genetic purity of BBG, distributing quality BBG doe to the poor program participants to generate income and alleviate poverty as well as providing technical assistance to the program participants for establishing BBG farm at their household level. Apart from that program participants receive technical training from the campus. The campus was formally named as 'Center for Development and Capacity-CDC' in 2010.

- **WAVE Trade Training Center**

Create technologically sound, skilled and income-generating and productive people. Support self-reliance and solvency of the poor.

- **WAVE Agriculture Institute**

Promoting food security, innovations of new strategies in agriculture, technology and knowledge based research, employment generation through human resources development-providing 4-years diploma in agriculture and other agriculture development issues.

1.2.3.9 COMMUNITY INTERACTIVE CENTER

- **Loak Unnayan Kendro**

Community interactive centre playing a pivotal role in bringing community people together, involving them in development planning and implementation, resolving disputes more efficiently, making people aware of their rights and obligations as well as hosting governmental and non-governmental service delivery.

- **Shishu Uddyan**

Organization has been operating 09 Child Centers (Shishu Uddan) in different geographic locations of Uthali Union under Jibannagar Upazilla of Chuadanga District. The Child Centers include four major activities- child education, creative activities and child journalism.

1.3 PROGRAMME SUPPORT DIVISION AND UNITS

- Finance & Accounts Division
- Admin & HR Division
- Internal Audit Division
- Research, Monitoring & Evaluation Division
- Identity & Resources Division
- Information, Communication & Documentation Division



- Gender Unit
- Loak Theatre Unit
- Audio Visual Unit

1.4 DEVELOPEMENT PARTNERS

- | | |
|---|---|
| <ul style="list-style-type: none"> • Bangladesh Bank • British Council and U.S. State Department • Christian Aid • DFID through Maxwell Stamp PLC • GIZ • Heifer International-USA • IDCOL • IDE • USAID | <ul style="list-style-type: none"> • LGD, UNDP and EU • MJF and UKAID • Oxfam • PKSF and EU, IFAD, SDC & World Bank • The Asia Foundation • Unicef • water.org |
|---|---|

1.5 AREA COVERAGE

WAVE Foundation has been implementing its projects and programmes in 20 Districts (Khulna, Chuadanga, Meherpur, Kushtia, Jhenaidah, Magura, Jessore, Satkhira, Bagerhat, Barisal, Patuakhali, Barguna, Bhola, Dhaka, Manikganj, Tangail, Rajshahi, Pabna, Natore and Naogaon.) under 4 divisions namely Khulna, Barisal, Dhaka and Rajshahi.

1.6 HUMAN RESOURCE

A total number of 1649 employees are working in WAVE Foundation at various levels. 626 of them are female and 1023 are male.

1.7 OFFICES

WAVE Foundation has 01 head & 01 operations office. Besides, there are 07 regional, 16 area, 23 project and 102 branch offices.

2. SIGNIFICANT ACCOUNTING POLICIES

2.1 Basis of Accounting

These Consolidated Financial Statements have been prepared using the accrual basis of accounting in accordance with Bangladesh Financial Reporting Standards (BFRS) except for receipts and payments information.

2.2. Basis of Consolidation

The Financial Statements of the following Enterprises and Projects of WAVE Foundation have been consolidated.



SL#	Detail Name of the Projects	Status
1.	Angkur Seeds & Fruits	Audited
2.	Center for development and Capacity (CDC)	Audited
3.	Accelerating Sustainable Water and Sanitation Facilities for All-ACCESS	Audited
4.	General Fund (NGO Bureau Approved)	Audited
5.	Biogas and Bio-Fertilizer Program	Audited
6.	Solar Power Program	Audited
7.	Improve Cooking Stove Program	Audited
8.	Micro Finance Program	Audited
9.	Angkur Craft (RANGON)	Audited
10.	Training Division	Audited
11.	Trade Training Center	Audited
12.	Agriculture Institute	Audited
13.	Angkur Agro Machineries	Audited
14.	PACE (Onion) Project	Audited
15.	PACE Project	Audited
16.	Lift Rice Seeds	Audited
17.	Activating Village Courts in Bangladesh	Unaudited
18.	Breaking the Silence of Violence	Unaudited
19.	Coastal Livelihoods Adaptation Project-CLAP	Unaudited
20.	Election Working Group (EWG)	Unaudited
21.	Elimination of Extreme Poverty and Food insecurity through Community Empowerment project	Unaudited
22.	Ensuring Rights of Maternal & Neonatal Health Services Users and Accountability for MNH project	Unaudited
23.	Increasing Community Capacity for Holistic Dev.project-02	Unaudited
24.	Achieving Sustainable Income through Goat and Beef Value Chain Intervention project-ASL	Unaudited
25.	Leadership development Project	Unaudited
26.	Resilience through Economic Empowerment, Climate Adaptation Project-REE-CALL WASH	Unaudited
27.	Resilience through Economic Empowerment, Climate Adaptation, Leadership and Learning project-REE-CALL	Unaudited
28.	Strengthen Democratic Local Governance-SDLG	Unaudited
29.	Strengthening Pro-Poor and Participatory Local Governance Project	Unaudited

30.	Strengthening Local Governance through Participator & Responsive Public Service project	Unaudited
31.	Housing Project	Unaudited
32.	WATSAN	Unaudited
33.	Food for All Campaign	Unaudited
34.	Right to Food Campaign of All Fund	Unaudited
35.	WAVE Irrigation program	Unaudited
36.	Active Citizens	Unaudited
37.	PRODIGY	Unaudited
38.	Coastal Livelihoods Adaptation project (CLAP)/Goat farm rehabilitation project	Unaudited
39.	Inclusion of Person with Disabilities in Disaster Risk Management and Livelihood Activities in Bangladesh Project	Unaudited

1.3 Non-current Assets

Non-current assets are shown in the financial statements at written down value. Depreciation is charged on fixed assets varying rate of 10% to 30% irrespective of the date of acquisition.

2.4 General

- The financial statements covered from July to June consistently.
- Figures have been rounded off to the nearest taka.
- Previous year's figures have been rearranged to conform to current year's presentation wherever.

2.5 Used acronym in the Financial Statements.

SL#	Detail Name of the Projects	Acronym
1.	Activating Village Courts in Bangladesh	AVCB
2.	Breaking the Silence of Violence	BRAVE
3.	Center for development and Capacity	CDC
4.	Coastal Livelihoods Adaptation Project-CLAP	CLAP
5.	Community Based climate Adaptation Project (CBCAP)	CBCAP
6.	Inclusion of Person with Disabilities in Disaster Risk Management and Livelihood Activities in Bangladesh Project	DDRMP
7.	Election Working Group (EWG)	EWG
8.	Elimination of Extreme Poverty and Food insecurity through Community Empowerment project	EEPFICE
9.	Enhancing Capacity of the computer Literacy Centre Project	CLCP

10.	Ensuring Rights of Material & Neonatal Health Services Users and Accountability for MNH project	MNH
11.	Increasing Community Capacity for Holistic Dev.project-01	ICCPHD-1
12.	Increasing Community Capacity for Holistic Dev.project-02	ICCPHD-2
13.	Jatio Nari nirjaton Protirodh Forum	JNNPF
14.	Leadership development Project	LDP
15.	Local Governance Project	LGP
16.	Micro Finance Program	MFP
17.	Post Literacy and Continuing Education for Human Development Project-PLCEHD-02	PLCEHD-2
18.	Promoting Agricultural Commercialization and Enterprises	PACE
19.	Promoting Responsiveness of Public Service Institutions in Selected Districts project	RPSI
20.	Promoting Democratic Inclusion and Governance though Youth	PRODIGY
21.	Resilience through Economic Empowerment, Climate Adaptation Project-REE-CALL WASH	REE-CALL WASH
22.	Resilience through Economic Empowerment, Climate Adaptation, Leadership and Learning project-REE-CALLL	REE-CALL
23.	Safe Drinking Water Supply in Coastal Area	SDWSCA
24.	Sanitation, Hygiene Education and water supply in Bang. Project-SHEWB	SHEWB
25.	Strengthening Movement to Advance Women's Rights and Gender Equality Project	SMAWRGE
26.	Strengthen Democratic Local Governance-SDLG	SDLG
27.	Strengthening Democracy and Development Process through Developing Change Agents at Community Level Project	SDDP
28.	Strengthening Democratic Governance through Ensuring Responsiveness of Public Institutions	SDG
29.	Achieving Sustainable Income through Goat and Beef Value Chain Intervention project	ASL
30.	Enhancing Resources and Increasing Capacities of Poor Households towards Elimination of their Poverty-ENRICH	ENRICH
31.	Promoting Agricultural Commercialization and Enterprises (PACE)	PACE
32.	Learning and Innovation Fund to Test New Ideas (LIFT)	LIFT
33.	Strengthening Pro-Poor and Participatory Local Governance Project	SPLG
34.	Strengthening Legal Services for the Marginalized	SLS
35.	Strengthening Local Governance through Participator & Responsive Public Service project	LGP
36.	Vulnerable Group Development-VGD	VGD



37.	WAVE Trade Training Center	WTTC
38.	Income Generation and Employment creation for Entrepreneurs through Black Bengal Goat -BBG Rearing -(PACE)	PACE
39.	Skill for Employment Investment Program	SEIP

3. Property, Plant & Equipment

Particulars	As at 30 June 2017				Total
	Rights & Governance Sector	Community Finance Sector (Micro Finance Program & others)	Livelihood Development Sector	General Fund, Enterprise & Others	
A. Cost					
Opening Balance	10,335,890	55,136,908	1,739,930	30,576,144	97,788,872
Add: Addition during the period	863,694	28,199,450	1,579,652	4,413,402	35,056,198
Less: Realized/ Adjustment	-	3,504,577	-	959,493	4,864,070
	11,199,584	79,431,781	3,319,582	34,030,053	127,981,000
B. Accumulated Depreciation					
Opening Balance	3,601,906	17,246,422	962,185	16,817,715	38,628,228
Add: Charged during the period	945,205	4,681,791	294,941	3,122,056	9,043,994
Less: Realized/ Adjustment	-	181,563	-	308,168	489,731
	4,547,112	21,746,650	1,257,126	19,631,603	47,182,491
Written Down Value (A-B)	6,652,472	57,685,131	2,062,456	14,398,450	80,798,509

Details are shown in Annexure-A

Particulars	as at 01 July 2016	Addition during the year	Encashments/ Adjustment during the year	as at 30 June 2017	as at 30 June 2016
-------------	--------------------	--------------------------	---	--------------------	--------------------

4. Investment in FDR

Community Finance Sector (Micro Finance Program & others)

Members' Savings Fund	43,973,739	50,460,181	22,192,983	72,240,937	43,973,739
Equity Fund	24,839,673	48,119,815	12,037,684	60,921,804	24,839,673
Covariant Reserve Fund-CRF	1,208,319	3,388,380	2,015,928	2,580,771	1,208,319
Covariant Reserve Fund (Live Stock)-CRF	252,218	226,652	478,870	-	252,218
Uncertain Reserve Fund (Live Stock)-URF	350,458	323,812	674,270	-	350,458
WAVE Agriculture Institute	613,711	34,616	-	648,327	613,711
Lift Goat	-	3,455,032	-	3,455,032	-
Lift Sheep	-	1,871,777	-	1,871,777	-
Lift Chan beez	-	580,100	-	580,100	-
	71,238,118	108,460,365	37,399,735	142,298,748	71,238,118
Interest Receivable on FDR	566,187	998,464	566,187	998,464	566,187
Sub-total	71,804,305	109,458,829	37,965,922	143,297,212	71,804,305

Livelihood Development Sector

WAVE Heifer Project Fund	412,939	-	6,456	406,483	412,939
Sub-total	412,939	-	6,456	406,483	412,939

General Fund, Enterprise & Others

WAVE Trade Training Center	61,372	3,460	-	64,832	61,372
Sub-total	61,372	3,460	-	64,832	61,372
Grand total	72,278,616	109,462,289	37,972,378	143,768,527	72,278,616

Details are shown in Annexure-B

5. Loans, Advances and Receivables

Rights & Governance Sector

SDG Project	248,010	46,852	101,000	193,862	248,010
AVCB Project	545,179	-	-	545,179	545,179
Loan Receivable-EWG Project	744,020	-	-	744,020	744,020
SDG Project Advance	57,300	-	-	57,300	57,300
EWG Project	346,638	-	-	346,638	346,638
PRODIGY project	578,898	-	-	578,898	578,898
Food for All Campaign	26,719	-	-	26,719	26,719
LGP Project	-	142,500	-	142,500	-
Sub-total	2,546,764	189,352	101,000	2,635,116	2,546,764

Community Finance Sector (Micro Finance Program & Others)

Staff Loan (Motor Cycle)	2,345,963	3,799,423	1,424,754	4,720,632	2,345,963
Advance-MCP	1,674,057	8,667,734	8,477,874	1,863,917	1,674,057
Staff Loan (By-Cycle & Others)	14,750	-	8,000	6,250	14,250
Loan Receivable from WATSAN	100,000	-	-	100,000	100,000
Solar Program	-	8,000,000	6,200,000	1,800,000	-
Anglur agro Machineries	-	13,400,000	7,300,000	6,100,000	-
Sub-total	4,134,270	33,867,157	23,410,628	14,590,799	4,134,270

Livelihood Development Sector

Loan Receivable-Solar Power Program	25,000	200,000	-	225,000	25,000
Advance for Biogas plant of IDCOL Biogas project	309,500	2,606,768	2,786,797	129,471	309,500
DDRMP(Inclusion) project	10,000	-	-	10,000	10,000
REE-CALL Project	33,000	-	33,000	-	33,000
Advance,Deposits & Pre- Solar Power Program	-	11,608,702	7,729,352	3,879,350	-
EYW Project	-	110,000	-	110,000	-
Sub-total	377,500	14,525,470	10,549,149	4,353,821	377,500

General Fund, Enterprise & Others

From Mother Account

Solar Power Program	3,200,000	1,500,000	650,000	4,050,000	3,200,000
CLAP project	1,174,261	-	1,173,253	1,009	1,174,261
PRODIGY Project	300,000	-	300,000	-	300,000

Particulars	as at 01 July 2016	Addition during the year	Encashments/ Adjustment during the year	as at 30 June 2017	as at 30 June 2016
SHIP Project	100,000	-	100,000	-	100,000
DDRMP (Inclusion) project	436,960	-	435,960	1,000	436,960
Staff Loan Motorcycle & Others	4,293,264	-	2,650,116	1,643,148	4,293,264
Advance - WTTG	16,000	-	16,000	-	16,000
Ankur seeds	-	42,300	-	42,300	-
Ankur Craft - Rangan	-	1,080,000	-	1,080,000	-
Training center	-	400,000	-	400,000	-
REE-CALL Project	-	20,000	-	20,000	-
ICS Project	-	100,000	-	100,000	-
Mother Account, Dhaka	-	100,000	-	100,000	-
Biogas and Bio-fertilizer Program	-	1,765,115	-	1,765,115	-
Ankur Agro Machineries	-	171,000	-	171,000	-
CDC (Receivable)	-	500,000	-	500,000	-
Sub-total	9,520,485	5,678,415	5,325,329	9,873,572	9,520,485
Grand Total	16,579,019	54,260,394	39,386,106	31,453,308	16,579,019

6 Security Deposit

Community Finance Sector (Micro Finance Program & others)

Telephone Security	131,335	-	-	131,335	131,335
Electric Security (Head Office)	27,800	-	-	27,800	27,800
Sub-total	159,135	-	-	159,135	159,135

Livelihood Development Sector

Biogas project security	17,500	-	-	17,500	17,500
Sub-total	17,500	-	-	17,500	17,500

General Fund, Enterprise & Others

House Rent Security from Mother Account	171,250	20,145	48,145	143,250	171,250
House Rent Security For Ankur Craft	235,000	100,000	-	335,000	235,000
Godown Security For Ankur Seeds	30,000	-	-	30,000	30,000
Security Deposit of Agro Machineries	-	460,000	-	460,000	-
Sub-total	436,250	580,145	48,145	968,250	436,250
Grand Total	612,885	580,145	48,145	1,144,885	612,885

7 Loan to Beneficiaries

Community Finance Sector (Micro Credit Program & Others)

Jagoron	819,127,976	1,935,972,754	1,668,714,833	1,086,385,897	819,127,976
Agrosor	512,743,457	1,373,349,699	1,092,656,585	793,436,571	512,743,457
Bunlad	143,590,782	306,158,310	282,077,360	167,671,732	143,590,782
Sufolon Loan	395,500,336	1,009,623,482	900,586,507	504,537,311	395,500,336
SUFOLON (KGF)	40,000	30,005,616	20,078,097	9,967,519	40,000
LIFT Project	97,440,154	167,016,610	174,464,428	89,992,336	97,440,154
ENRICH-IGA	38,188,965	110,260,178	78,305,275	70,143,868	38,188,965
ENRICH-AC	2,501,585	3,470,000	2,104,860	3,866,725	2,501,585
ENRICH-LI	2,596,825	1,097,689	2,158,799	1,535,715	2,596,825
WASH	-	58,238,000	7,310,233	50,927,767	-
SDL	-	2,530,000	152,900	2,377,100	-
Sub-total (A)	2,011,730,080	4,997,722,338	4,228,609,877	2,780,842,541	2,011,730,080
Housing Loan-Bangladesh Bank	4,472,042	2,991,079	3,214,211	4,248,910	4,472,042
Sub-total (B)	4,472,042	2,991,079	3,214,211	4,248,910	4,472,042
Total (A+B)	2,016,202,122	5,000,713,417	4,231,824,088	2,785,091,451	2,016,202,122

Livelihood Development Sector

IDCOL Biogas Project	3,414,054	7,211,000	3,049,198	7,575,856	3,414,054
Solar Power Program	5,522,652	14,112,745	7,549,591	12,085,807	5,522,652
Sub-total	8,936,706	21,323,746	10,598,789	19,661,663	8,936,706
Grand Total	2,025,138,828	5,022,037,163	4,242,422,877	2,804,753,114	2,025,138,828

8 Other Assets

Right & Governance Sector

Receivable Donation of LDP Project	1,368,979	-	-	1,368,979	1,368,979
Receivable Donation of Active Citizen Project	420,500	-	-	420,500	420,500
Payable Overhead of SLS Project	-	988,700	-	988,700	-
Sub-total	1,789,479	988,700	-	2,778,179	1,789,479

Community Finance Sector (Micro finance Program & others)

Embezzlement by Staff	1,450,394	611,778	394,871	1,667,301	1,450,394
Advance Tax Deducted at Source-TDS	1,105,160	719,785	1,028,514	796,431	1,105,160
Unused Printing & Stationary	582,394	8,196,645	8,500,060	278,979	582,394
Rice Seeds	97,370	17,769	20,921	94,218	97,370
Receivable House Rent	293,000	143,000	65,000	371,000	293,000
Goat	1,003,087	971,020	439,200	1,534,907	1,003,087
Cow	181,500	180,000	54,000	307,500	181,500
Tax at Source of Housing Project	1,718	4,962	-	6,680	1,718
Solar Power Program Payable to Housing Project	300,000	-	300,000	-	300,000
MFP Payable to Housing Project	500,000	-	500,000	-	500,000
Receivable Donation	9,754,325	25,744,362	22,535,856	12,962,831	9,754,325
ENRICH	3,501,193	-	-	3,501,193	3,501,193
Agriculture & Livestock	2,104,222	-	-	2,104,222	2,104,222

Particulars	as at 01 July 2016	Addition during the year	Encashments/ Adjustment during the year	as at 30 June 2017	as at 30 June 2016
KGF	315,770	-	-	315,770	315,770
Training Fees	756,981	-	-	756,981	756,981
Advance Donation (Project)	-	11,873,750	6,123,192	5,750,558	-
Sub-total	21,947,114	48,463,071	39,961,614	30,448,571	21,947,114
Livelihood Development Sector					
Receivable Compensation of Biogas Project	91,400	111,500	40,000	162,900	91,400
Receivable Training Fees of Biogas Project	15,500	146,460	39,150	122,810	15,500
Receivable Subsidy Of Biogas Project	390,000	3,094,500	2,440,500	1,044,000	390,000
Closing Inventory of Biogas Project	47,950	1,544,414	1,369,732	222,632	47,950
Inventory of Solar Power Program	4,284,627	1,845,163	402,107	5,727,683	4,284,627
Inventories & Assets Of ICS Program	77,630	403,843	167,646	313,827	77,630
Community Contribution & Others of CBCAP	1,945,933	107,711	-	2,053,644	1,945,933
Property, Plan-Solar Power program	17,550	-	3,510	14,040	17,550
Receivable Donation of ICCHD-2	352,194	-	-	352,194	352,194
Other Assets of CLAP Project	1,164,168	-	-	1,164,168	1,164,168
Accounts Receivable of ICS Program	-	100,850	-	100,850	-
Accounts Receivable of PACE Pro. (Sheep)	-	3,896,311	-	3,896,311	-
Fund refund to Donar-WASH REECALL	-	44,222	-	44,222	-
Fund refund to Donar-REECALL	-	170,924	-	170,924	-
Fund refund to RF-EFFICE HEIFER-1,2	-	17,626	-	17,626	-
Fund refund to Donor-BRAVE Project	-	5,622	-	5,622	-
Sub-total	8,386,952	11,489,146	4,462,645	15,413,453	8,386,952
General Fund, Enterprise & Others					
Account Receivable of Ankur Seeds	516,309	819,610	796,120	539,799	516,309
Work in Progress of Ankur Craft	1,352,167	606,900	739,675	1,219,392	1,352,167
Receivable Income-Training Division	257,956	6,270	257,956	6,270	257,956
Closing Stock of ANKUR Seeds	697,800	540,088	692,680	545,208	697,800
AIT of Mother Account	16,208	3,466	-	19,674	16,208
Receivable Training Fee-Trade Training Center	460,629	-	460,629	-	460,629
Inventories of Ankur Agro Machineries	-	21,869,950	16,045,462	5,824,488	-
Account Receivable of Ankur Craft	-	102,411	-	102,411	-
Advance and prepayments of Mother Account	-	200,000	-	200,000	-
Sub-total	3,301,069	24,148,695	18,992,522	8,457,242	3,301,069
Grand Total	35,424,614	85,089,612	63,416,781	57,097,445	35,424,614

Particulars	as at 30 June 2017			as at 30 June 2016
	Social Activity	Micro Finance Program	Total	
9. Cash and Cash Equivalents				
Cash In Hand	9.1	546,880	8,486,919	9,033,799
Cash at Bank	9.2	32,965,267	64,532,967	97,498,234
		33,512,147	73,019,886	106,532,033
9.1 Cash in Hand				
Rights & Governance Sector				
SLS Project		43,535	-	43,535
AVCB Project		20,214	-	20,214
Sub-total		63,749	-	43,535
Community Finance Sector (Micro Finance Program & others)				
Micro Finance Program		-	8,478,392	8,478,392
Housing Project		-	8,527	8,527
Sub-total		-	8,486,919	8,486,919
Livelihood Development Sector				
Biogas Project		132,816	-	132,816
Solar Power Program		215,100	-	215,100
PACE Project (Onion)		37,030	-	37,030
Sub-total		384,946	-	384,946
General Fund, Enterprise & Others				
Training Division, Chuadanga		3,164	-	3,164
Ankur Craft		93,547	-	93,547
WTTC		1,464	-	1,464
CDC		10	-	10
Sub-total		98,185	-	98,185
Grand Total		546,880	8,486,919	9,033,799
9.2 Cash at bank				
Rights & Governance Sector				
EWG Project		17,194	-	17,194
PRODIGY Project		14,932	-	14,932
Food for All Campaign		2,349	-	2,349
LGP Project		19,478	-	19,478
LDP Project		1,700	-	1,700
SLS Project		63,275	-	63,275
SDG Project		1	-	1
Right to Food For All Fund		33,890	-	33,890
AVCB Project		12,711,815	-	12,711,815
MNH Project		2,239,213	-	2,239,213
Sub-total		15,103,847	-	15,103,847
Grand Total		15,103,847	-	2,572,107

Particulars	as at 30 June 2017			as at 30 June 2016
	Social Activity	Micro Finance Program	Total	
Community Finance Program (Micro finance Program & others)				
Micro Finance Program	-	63,754,685	63,754,685	8,595,815
Housing Project	-	773,893	773,893	201,290
WATSAN Project	-	4,389	4,389	4,881
Sub-total	-	64,532,967	64,532,967	8,801,986
Livelihood Development Program				
CBCAP Project	-	-	-	92,296
CLAP Project	38,084	-	38,084	10,093
PACE Project (Sheep)	38,189	-	38,189	692,537
DDRMP (Inclusion Project)	10,613	-	10,613	84,766
Biogas Project	2,078,330	-	2,078,330	706,775
Solar Power Program	4,272,905	-	4,272,905	450,434
ICS Project	11,360	-	11,360	3,655
Revolving Fund of HEIFER	4,148	-	4,148	84,416
BRAVE Project	186	-	186	7,540
JNNPF Project	90,764	-	90,764	87,873
ACCESS Project	1,138,426	-	1,138,426	-
EYW Project	4,350,945	-	4,350,945	-
ASL Project	796	-	796	-
PACE Project (Onion)	550,546	-	550,546	-
EEPFICE Project	5	-	5	8,564
WASH Program	-	-	-	314,379
REE-CALL Project	-	-	-	272,052
SEIP	562,774	-	562,774	-
Sub-total	13,148,071	-	13,148,071	2,815,380
General Fund, Enterprise & Others				
Mother Account	1,325,091	-	1,325,091	222,815
CDC	74,060	-	74,060	18,122
Training Division, Chuadanga	53,415	-	53,415	147,994
WTTC	2,805,396	-	2,805,396	334,815
Ankur Seeds	26,964	-	26,964	60,073
Ankur Craft	147,773	-	147,773	95,239
Ankur Agro Machineries	280,650	-	280,650	-
Sub-total	4,713,349	-	4,713,349	879,058
Grand Total	32,965,267	64,532,967	97,498,234	15,068,531

Particulars	as at 01 July 2016	Addition during the year	Adjustment during the year	as at 30 June 2017	as at 30 June 2016
-------------	--------------------	--------------------------	----------------------------	--------------------	--------------------

10 Fund account

Rights & Governance Sector

AVCB Project	4,429,344	(455,103)	-	3,974,241	4,429,344
LGP Project	(1,417)	4,909	-	3,492	(1,417)
LDP Project	-	(229,321)	-	(229,321)	-
SDG Project	-	12,524	-	12,524	-
EWG Project	-	600	-	600	-
MNH Project	-	16,208	-	16,208	-
PRODIGY	-	1,150	-	1,150	-
Food For All	-	29,068	-	29,068	-
SLS Project	-	(406,769)	-	(406,769)	-
Right to Food For All Fund	-	1,216	-	1,216	-
Sub Total	4,427,927	(1,025,518)	-	3,402,409	4,427,927

Community Finance Sector (Micro Finance program & others)

Micro Finance Program	241,186,614	76,090,858	841,601	318,119,073	241,186,614
Housing Loan Project	683,676	108,600	-	792,276	683,676
WATSAN Project	104,881	(492)	-	104,389	104,881
Sub-total	241,975,171	76,198,966	841,601	319,015,738	241,975,171

Livelihood Development Sector

ICCHD-1 Project	167,663	2,798	-	170,461	167,663
ICCHD-2 Project	4,013	4,257	-	8,270	4,013
Solar Power Program	(408,636)	6,065,916	-	5,657,280	(408,636)
JNNPF Project	1,258	2,890	-	4,148	1,258
Biogas Project	(218,254)	1,336,556	-	1,118,302	(218,254)
ICS Project	(45,715)	40,752	6,000	(10,963)	(45,715)
CBCAP Project	140,961	-	-	140,961	140,961
EEPFICE Project	104,973	(5,893)	-	99,080	104,973
PACE Project (Sheep)	997,761	(54,259)	692,537	256,039	997,761
BRAVE Project	(729,194)	(49,285)	-	(778,479)	(729,194)
HEIFER Revolving Fund	84,416	(80,268)	-	4,148	84,416
PACE Project (Onion)	-	204,756	-	204,756	-
WASH REE CALL Project	-	44,222	-	44,222	-
REE CALL Project	-	147,386	-	147,386	-
ACCESS Project	-	(129,219)	(1,370,804)	(1,500,023)	-
CLAP Project	-	(1,085,343)	-	(1,085,343)	-
SEIP	-	(2,816,738)	-	(2,816,738)	-
DDRMP (Inclusion Project)	-	(74,153)	-	(74,153)	-
Sub-total	99,246	3,554,375	(672,267)	4,325,888	99,246

Particulars	as at 01 July 2016	Addition during the year	Adjustment during the year	as at 30 June 2017	as at 30 June 2016
General Fund, Enterprise & Others					
Mother Account	5,677,275	(1,714,079)	(62,340)	4,025,536	5,677,275
Ankur Seed	384,954	127,889	(95,000)	607,843	384,954
CDC	518,122	55,948	-	574,070	518,122
WTTC	1,423,742	2,010,996	-	3,434,738	1,423,742
Training Division, Chuadanga	164,876	(662,775)	-	(497,899)	164,876
Ankur Craft	(244,030)	(56,042)	-	(300,072)	(244,030)
Ankur Agro Machineries	-	403,489	-	403,489	-
Sub-total	7,924,939	165,426	(157,340)	8,247,705	7,924,939
Grand Total	254,427,283	78,893,249	11,994	334,991,740	254,427,283
11 Disaster Management Fund					
Livelihood Development Sector					
Disaster management Fund-Solar Power	58,470	116,338	-	174,808	58,470
Sub-total	58,470	116,338	-	174,808	58,470
Community Finance Sector (Micro Finance Program)					
Revaluation Reserve (Goat & Cow)	4,033,088	840,150	8,350	4,864,888	4,033,088
Sub-total	4,033,088	840,150	8,350	4,864,888	4,033,088
Grand Total	4,091,558	956,488	8,350	5,039,696	4,091,558
12 Loan Loss Provision					
Community Finance Sector (Micro Finance program & others)					
Loan Loss Provision (PKSF)	35,354,588	19,370,208	-	54,724,796	35,354,588
Total	35,354,588	19,370,208	-	54,724,796	35,354,588
13 Insurance Fund					
Community Finance Sector (Micro Finance program & others)					
Insurance Fund	74,012,816	47,205,590	18,445,478	102,772,928	74,012,816
Total	74,012,816	47,205,590	18,445,478	102,772,928	74,012,816
14 Loans Payable					
Rights & Governance Sector					
PRODIGY Project	300,000	-	-	300,000	300,000
Active Citizen Project	420,500	-	-	420,500	420,500
LDP Project	1,600,000	-	-	1,600,000	1,600,000
SLS Project	-	1,383,900	-	1,383,900	-
Sub-total	2,320,500	1,383,900	-	3,704,400	2,320,500
Community Finance Sector (Micro Finance program)					
Jagoron	227,250,000	100,000,000	113,000,000	214,250,000	227,250,000
Agrosor	176,000,000	100,000,000	85,000,000	191,000,000	176,000,000
Bunlad	57,083,332	40,000,000	40,416,672	56,666,660	57,083,332
Sufolon & Sufolon KGF	130,000,000	260,000,000	260,000,000	130,000,000	130,000,000
LIFT Project	50,785,000	400,000	17,315,000	33,870,000	50,785,000
ENRICH (IGA)	29,565,000	30,000,000	13,465,000	46,100,000	29,565,000
ENRICH (AC)	1,804,165	4,500,000	1,000,000	5,304,165	1,804,165
ENRICH (LI)	1,693,750	3,250,000	893,750	4,050,000	1,693,750
Loan from Bank	559,028,096	1,133,500,000	487,090,311	1,205,437,785	559,028,096
Housing Loan Project	4,797,888	1,610,000	2,178,254	4,229,634	4,797,888
Rural Micro Credit (RMC)	19,000,000	-	19,000,000	-	19,000,000
Urban Micro Credit (UMC)	4,000,000	-	4,000,000	-	4,000,000
Micro Entrepreneurship (GOB)	13,000,000	-	13,000,000	-	13,000,000
LIFT RLF Loan	5,000,000	-	-	5,000,000	5,000,000
Institution Development Loan-IDL	(2)	-	-	(2)	(2)
SDL	-	10,000,000	-	10,000,000	-
Start-Up Capital	-	1,000,000	-	1,000,000	-
Sub-total	1,279,007,229	1,684,260,000	1,056,358,987	1,906,908,242	1,279,007,229
Livelihood Development sector					
ICS Program	127,000	380,000	80,000	427,000	127,000
Solar Power Program	3,150,000	13,965,268	11,145,297	5,969,971	3,150,000
CLAP Project	1,174,261	1,113,334	-	2,287,595	1,174,261
IDCOL Biogas Project	651,000	1,115,115	-	1,766,115	651,000
DORMP (Inclusion Project)	446,960	-	-	446,960	446,960
EEPFC Project	1,000	-	-	1,000	1,000
REE-CALL Project	23,538	-	-	23,538	23,538
JINPF Project	26,954	-	-	26,954	26,954
ICCPHD-1 Project	1,000	-	-	1,000	1,000
SEIP	-	3,379,512	-	3,379,512	-
Sub-total	5,601,713	19,953,229	11,225,297	14,329,645	5,601,713
General Fund, Enterprise & Others					
New Motorcycle Mart, Kushtia	64,000	-	64,000	-	64,000

Particulars	as at 01 July 2016	Addition during the year	Adjustment during the year	as at 30 June 2017	as at 30 June 2016
Mercantile Bank, Chuadanga	9,614,221	-	1,312,785	8,301,436	9,614,221
Ankur Craft (Gratuity Fund)	1,232,733	-	-	1,232,733	1,232,733
Loans Payable to Micro Finance Program-Ankur Agro Machinery	-	13,402,000	7,300,000	6,102,000	-
Ankur CFBT (Mother Account)	-	1,080,000	-	1,080,000	-
Training division from Mother Account	-	400,000	-	400,000	-
Ankur Seeds From Mother Account	-	447,300	405,000	42,300	-
Ankur Seeds From CDC	-	500,000	-	500,000	-
Sub-total	10,910,954	-15,829,300	9,081,785	17,658,469	10,910,954
Grand Total	1,297,840,396	1,721,426,429	1,076,666,069	1,942,600,756	1,297,840,396

15 Member Savings

Community Finance Sector (General Savings)

Jagoron	262,562,741	290,799,128	224,826,025	328,535,844	262,562,741
Agrosor	117,065,487	144,965,781	84,018,056	178,013,212	117,065,487
Bunlad	47,182,988	43,503,447	36,119,147	54,567,288	47,182,988
LIFT Project	7,137,870	14,852,443	14,225,538	7,764,775	7,137,870
ENRICH (IGA) Loan	5,716,800	10,787,413	3,617,929	12,886,284	5,716,800
Sub-total	439,665,886	504,908,212	362,806,695	581,767,403	439,665,886

Community Finance Sector (Security Savings)

Jagoron	42,908,602	49,710,985	29,532,421	63,087,166	42,908,602
Agrosor	18,348,614	25,607,430	9,429,565	34,526,479	18,348,614
Bunlad	8,213,394	9,076,216	4,898,650	12,390,960	8,213,394
LIFT Project	689,450	1,502,050	724,250	1,467,250	689,450
ENRICH (IGA)	806,150	1,776,275	389,430	2,192,995	806,150
Sub-total	70,966,210	87,672,956	44,974,316	113,664,850	70,966,210
Grand Total	510,632,096	592,581,168	407,781,011	695,432,253	510,632,096

16 Donation Received in Advance

Rights & Governance Sector

LGP Project	532,114	523,154	896,782	158,486	532,114
SDG Project	1,975,603	1,199,099	2,936,063	238,639	1,975,603
EWG Project	1,179,082	177,720	249,550	1,107,252	1,179,082
AVCB Project	165,447	34,432,909	20,912,870	13,685,486	165,447
PRODIGY Project	285,048	38,295	30,663	292,680	285,048
SLS Project	2,770,069	6,992,355	7,374,092	2,388,332	2,770,069
Food for All Campaign	30,079	-	30,079	-	30,079
MNH Project	-	2,223,005	-	2,223,005	-
Right to Food For All Fund	-	32,674	-	32,674	-
Sub-total	6,937,442	45,619,211	32,430,099	20,126,554	6,937,442

Livelihood Development Sector

EEPFICE Project	5,813	-	-	5,813	5,813
REE CALL Project	281,514	-	281,514	-	281,514
BRAVE Project	1,055,335	-	-	1,055,335	1,055,335
JNNPF Project	59,661	-	-	59,661	59,661
RECALL-WASH Project	314,379	-	314,379	-	314,379
EYW Project	-	4,460,945	-	4,460,945	-
PACE Project	-	3,934,500	-	3,934,500	-
ASL Project	-	796	-	796	-
ACCESS Project	-	1,108,417	-	1,108,417	-
Sub-total	1,716,702	9,504,658	595,893	10,625,467	1,716,702
Grand Total	8,654,144	55,123,869	33,025,992	30,752,021	8,654,144

17 Grants for Fixed Assets

General Fund, Enterprise & Others

Fixed Asset Grants-General Fund	8,053,637	2,677,870	-	10,731,507	8,053,637
Total	8,053,637	2,677,870	-	10,731,507	8,053,637

18 Others Liabilities

Community Finance Sector (MFP & Others)

Staff Security	5,744,345	2,521,500	1,258,375	7,007,470	5,744,345
Provision for Expenses	1,108,788	2,292,550	2,540,857	860,481	1,108,788
Loan	522,000	33,500	554,000	1,500	522,000
Provision for Interest on Security Savings	4,073,395	5,706,820	72,377	9,707,838	4,073,395
Covariant Risk Fund (Micro Insurance)	1,957,266	480,816	2,438,082	-	1,957,266
Covariant Risk Fund (Livestock)	455,195	118,036	573,231	-	455,195
Uncertain Reserve (Livestock)	637,266	160,857	798,123	-	637,266
Advance Donation (GOAT)	1,957,950	-	443,001	1,514,949	1,957,950
Advance Donation (Sheep)	1,256,409	-	303,026	953,383	1,256,409
Advance Donation (Seed)	461,624	-	235,526	226,098	461,624
Others Payable	-	2,253,758	1,968,237	285,521	-
Training Fees Payable	-	28,023	28,023	-	-
Advance Donation (ENRICH)	-	16,000,000	16,000,000	-	-
Insurance A/C of Housing Project	-	16,100	-	16,100	-
Sub-total	18,174,238	29,611,960	27,212,858	20,573,340	18,174,238



Particulars	as at 01 July 2016	Addition during the year	Adjustment during the year	as at 30 June 2017	as at 30 June 2016
Rights & Governance Sector					
Provision for Expenses-SLS	-	-	50,000	(50,000)	-
Sub-total	-	-	50,000	(50,000)	-
Livelihood Development Sector					
Advance Service Charge-CBCAP Project	500,000	-	500,000	-	500,000
Refinancing by IDCOL-S. Power Program	3,347,422	8,746,315	251,573	11,842,164	3,347,422
Accounts Payable-Solar Power Program	3,971,665	18,710,699	20,448,482	2,233,882	3,971,665
Staff Security-Solar Power Program	336,150	290,400	94,770	531,780	336,150
Refinancing by IDCOL -Biogas Project	4,493,157	4,505,200	479,683	8,518,674	4,493,157
Payable-IDCOL Biogas Project	104,252	1,095,259	1,136,286	63,225	104,252
Provision for Expenses of CBCAP	1,538,229	515,415	20,406	2,033,238	1,538,229
Provision for Expenses of ICCPHD-2 Project	150,000	-	-	150,000	150,000
Advance Donation PKSF-PACE Project (Orion)	-	1,362,600	782,978	579,622	-
Provision for Audit Fee -ICS Project	-	10,000	-	10,000	-
Provision for Audit Fee -Biogas Project	-	20,000	-	20,000	-
Provision for Audit Fee -S.Power Program	-	10,000	-	10,000	-
Sub-total	14,440,875	35,265,888	23,714,178	25,992,585	14,440,875
General Fund, Enterprise & Others					
Bills Payable of Training Division	709,928	499,741	481,928	727,741	709,928
Current A/C With Project-Mother Account	54,649	86,117,046	85,874,510	297,185	54,649
Current A/C Overhead-Mother Account	103,728	1,312,944	1,020,039	396,633	103,728
Provision for Exp.-Mother Account	127,902	100,000	127,902	100,000	127,902
Lease Money-Ankur Seeds	95,000	-	95,000	-	95,000
Provision for Audit Fee-Training Division	-	5,000	-	5,000	-
Provision for Audit Fee-WTTC	-	5,000	-	5,000	-
Production Reserve-Ankur Seeds	-	95,140	-	95,140	-
Provision for Audit Fee-Ankur Seeds	-	5,000	-	5,000	-
Accounts Payable-Ankur Agro Machineries	-	1,378,400	1,078,900	299,500	-
Provision for Audit -Ankur Agro Machineries	-	5,000	-	5,000	-
Sub-total	1,091,207	89,523,271	88,678,279	1,936,199	1,091,207
Grand Total	33,706,320	154,401,119	139,655,315	48,452,124	33,706,320



Amount in Taka

Particulars	2016-17					
	Received in Cash for the year	Last year Advance Donation	Income/ Income Statement	Fund Refund	Received in advance	Receivables
19 Donation Received						
Rights & Governance Sector						
PRODIGY Project	38,295	285,048	30,663	-	292,680	-
AVCB Project	34,432,909	165,447	20,912,870	-	13,685,486	-
SDG Project	1,199,099	1,975,603	2,936,063	-	238,639	-
EWG Project	177,720	1,179,082	249,550	-	1,107,252	-
SLS Project	20,009,367	2,770,069	7,374,092	13,017,012	2,388,332	-
LGP Project	1,474,154	532,114	896,782	951,000	158,486	-
MNH Project	4,830,372	-	2,607,367	-	2,223,005	-
Right to Food For All Fund	449,168	-	416,494	-	32,674	-
Food for All Campaign	-	30,079	30,079	-	-	-
Sub-total	62,611,084	6,937,442	35,453,960	13,968,012	20,126,554	-
Community Finance sector (MFP & others)						
Micro Finance Program	501,717	32,364,764	32,866,481	-	-	-
Sub-total	501,717	32,364,764	32,866,481	-	-	-
Livelihood Development Sector						
EEPFICE Project	583,648	-	583,648	-	-	-
WASH REECALL Project	2,715,038	314,379	3,029,417	-	-	-
CBCAP Project	4,631,118	-	2,597,879	2,033,239	-	-
CLAP Project	2,232,841	-	2,232,841	-	-	-
REE-CALL Project	590,133	281,514	871,647	-	-	-
PACE Project (Onion)	1,362,600	-	782,978	579,622	-	-
PACE Project (Sheep)	7,808,920	-	6,269,410	1,539,510	-	-
SEIP	2,148,924	-	2,148,924	-	-	3,184,601
Solar Power Program	438,516	-	438,516	-	-	-
Biogas Project	2,539,650	-	3,372,460	-	-	832,810
ACCESS Project	6,643,765	-	4,164,544	1,370,804	1,108,417	-
DDRMP(Inclusion) Project	248,903	-	248,903	-	-	-
ASL Project	2,671,820	-	2,671,024	-	796	-
EYW Project	6,990,888	-	2,529,943	-	4,460,945	-
Sub-toal	41,606,764	595,893	31,942,134	8,194,199	5,570,158	4,017,411
Grand Total	104,719,565	39,898,099	100,262,575	22,162,211	25,696,712	4,017,411

**20 Revenue Income****20.1 Community Finance Sector (Micro Finance program & others)**

Name Project/Program	Micro Finance Program	Housing Project	Biogas Project	WATSAN	2016-17
Service Charge	495,538,624	231,411	-	-	495,770,035
Interest on Investment	5,547,682	-	-	-	5,547,682
Bank Interest	1,710,377	18,642	-	137	1,729,156
Admission Fee	675,400	-	-	-	675,400
Form Pass Book Sales	2,318,262	-	-	-	2,318,262
Miscellaneous Income	1,095,781	120	-	-	1,095,901
Total Income	506,886,126	250,173	-	137	507,136,436
Adjustments					
Service Charge	(10,214,061)	-	-	-	(10,214,061)
Interest on Investment	(998,464)	-	-	-	(998,464)
Miscellaneous Income	(108,268)	-	-	-	(108,268)
Total Adjustment	(11,320,793)	-	-	-	(11,320,793)
Total Receipt	495,565,333	250,173	-	137	495,815,643

Details are shown in Annexure-C

20.2 Right & Governance Sector

Name Project/Program	2016-17										Sub Total
	AVCB	SDG	EWG	PRODIGY	Food for All Campaign	LDP	LGP	SLS	MNH	Right to Food For All Fund	
Bank Interest	75,684	12,179	600	1,150	27	63	4,909		16,208	1,216	112,036
Other Income		345	-	-	-	-		7,650		-	7,995
Total Income	75,684	12,524	600	1,150	27	63	4,909	7,650	16,208	1,216	120,031
Adjustments											
Other Income	-	-	-	-	-	-	-	-	-	-	-
Total adjustments	-	-	-	-	-	-	-	-	-	-	-
Total Receipt	75,684	12,524	600	1,150	27	63	4,909	7,650	16,208	1,216	120,031

20.3 Livelihood Development Sector

Name Project/Program	2016-17										Sub Total
	ACCESS	PACE Onion	ICS	Solar Power Program	HELIFER Revolving Fund	Bio-Gas	SEIP	JNNPF	RECALL	ICCHD-1 & 2 & FEPECE	
Sales Revenue	-	-	264,180	32,974,664	-	1,281,033	-	-	-	-	34,519,877
service Charge	-	-	-	1,154,455	-	395,710	-	-	-	-	1,550,165
Bank Interest	30,009	7,954	-	36,451	17,901	27,341	1,487	3,378	10,624	14,908	150,053
Other Income	-	-	-	535,757	-	-	366,376	-	-	-	902,133
Total Income	30,009	7,954	264,180	34,701,327	17,901	1,704,084	367,863	3,378	10,624	14,908	37,122,228
Adjustments											
Adjusted With revenue income	-	-	(100,850)	(14,529,436)	-	(668,000)	-	-	-	(14,908)	(15,313,194)
Total adjustments	-	-	-	(14,529,436)	-	(668,000)	-	-	-	(14,908)	(15,313,194)
Total Receipt	30,009	7,954	163,330	20,171,891	17,901	1,036,084	367,863	3,378	10,624	-	21,809,034

20.4 General Fund, Enterprise & Others

General Fund, Enterprise & Others	Name Project/Program	2016-2017							Sub Total		
				Mother Account	Ankur Agro Machineries	Ankur Craft	ANKUR Seeds	CDC		Training Division	WTTC
	Overhead income			757,972	-	-	-	-	-	-	757,972
	Sales Revenue			-	-	1,216,564	1,419,778	167,805	-	-	2,804,147
	Tree Sale/Machineries Sale			-	17,491,680	-	-	-	-	-	17,491,680
	Income from Training			-	-	-	-	-	-	-	10,143,690
	Donation for Others Project			449,335	-	-	-	-	4,875,738	5,267,952	449,335
	Bank Interest			35,373	3,488	433	1,042	929	-	-	41,265
	Other Income			393,626	-	15,436	8,500	-	673,994	28,826	1,120,382
	Total Income			1,636,306	17,495,168	1,232,433	1,429,320	168,734	5,549,732	5,296,778	32,808,471



Name Project/Program	2016-2017										Sub Total
				Mother Account	Ankur Agro Machineries	Ankur Craft	ANKUR Seeds	CDC	Traning Division	WTTC	
Adjustments											
Adjusted with Sales Revenue				-	116,300	-	-	-	-	-	116,300
Adjusted With revenue Income				877,614	-	(102,411)	(819,610)	-	(1,181,430)	-	(1,225,837)
Total adjustments				877,614	116,300	(102,411)	(819,610)	-	(1,181,430)	-	(1,109,537)
Total Receipt				2,513,920	17,611,468	1,130,022	609,710	168,734	4,368,302	5,296,778	31,696,934
Grand Total of Income	105,693	20,478	264,780	36,338,783	17,513,096	2,936,580	1,802,092	179,762	5,576,564	5,312,902	70,050,730
Grand Total of Receipts	105,693	20,478	163,930	22,686,961	17,629,396	2,166,169	982,482	179,762	4,395,134	5,297,994	53,627,999

Details are shown in Annexure-C



21 Revenue Expenditures		2016-17										Amount in Taka	
21.1 Rights & Governance Sector		PRODIGY	AVCB	EWG	LGP	MNH	SLS	Food for All Campaign	SDG	LDP	Right to Food For All Fund	Sub total of Governance	
Salary Expenses		25,000	16,617,019	230,189	356,400	878,434	929,647	-	-	-	75,000	19,111,689	
Project Expenses		-	1,975,948	9,468	305,830	1,728,933	3,108,807	-	2,646,326	226,038	322,911	10,324,261	
Stationary & Utilities		-	-	-	-	-	-	-	-	-	1,528	1,528	
Travel/Conveyance		-	-	-	37,645	-	-	-	-	-	7,560	45,205	
Gas, Water & Electricity Bill		-	-	-	134,015	-	-	-	-	-	-	134,015	
Postage & Telephone bill		-	-	-	-	-	-	-	-	-	8,920	8,920	
Bank Charge		2,514	-	2,330	-	-	-	1,038	-	3,346	575	9,803	
Audit Fee		-	-	-	49,400	-	-	-	-	-	-	49,400	
Depreciation		-	530,787	-	-	-	414,419	-	-	-	-	945,206	
Others Expenditure		3,149	2,319,903	7,563	13,492	-	3,335,638	-	289,737	-	-	5,969,482	
Total Expenditure		30,663	21,443,657	249,550	896,782	2,607,367	7,788,511	1,038	2,936,063	229,384	416,494	36,599,509	
Adjustments													
Depreciation		-	530,787	-	-	-	414,419	-	-	-	-	945,206	
Total Adjustments		-	530,787	-	-	-	414,419	-	-	-	-	945,206	
Total Payments		30,663	20,912,870	249,550	896,782	2,607,367	7,374,092	1,038	2,936,063	229,384	416,494	35,654,303	

Details are shown in Annexure-D

21.2 Community Finance Sector (Micro Finance program & others)

Amount in Taka

Name Project/Program	Micro Finance Program	Housing Fund	WATSAN	2016-17
Service Charge paid to PKSf	55,370,976	-	-	55,370,976
Service Charge paid to Bank and Others	61,142,479	124,375	-	61,266,854
Bank Charge & Commission	2,394,092	14,378	629	2,409,099
Salary & Bonus	203,859,359	-	-	203,859,359
Staff Residence	2,946,337	-	-	2,946,337
Conveyance	4,919,174	-	-	4,919,174
Printing & Stationary	8,490,616	820	-	8,491,436
Fuel	3,119,470	-	-	3,119,470
Training Expenses	4,479,194	-	-	4,479,194
Office Rent	10,665,691	-	-	10,665,691
Postage & Telephone	2,388,111	-	-	2,388,111
Gas water & electricity	2,818,302	-	-	2,818,302
Audit Fees	300,000	-	-	300,000
Entertainment	1,388,354	2,000	-	1,390,354
Miscellaneous Loss	28,546	-	-	28,546
Social Expenses	11,084,171	-	-	11,084,171
Loan Loss provision	19,357,482	-	-	19,357,482
Interest on Regular Savings	24,953,485	-	-	24,953,485
Interest on Security Savings	5,684,469	-	-	5,684,469
Depreciation	4,681,791	-	-	4,681,791
Other Expenditure	33,177,753	-	-	33,177,753
Amortization on License	104,423	-	-	104,423
Transfer to Capacity Building Fund	307,474	-	-	307,474
Revenue Expenditure	463,661,749	141,573	629	463,803,951

Adjustments

Salary & Bonus	1,293,948	-	-	1,293,948
Conveyance	(80,721)	-	-	(80,721)
Printing & Stationary	(490,595)	-	-	(490,595)
Staff Residence	(74,498)	-	-	(74,498)
Fuel	(33,147)	-	-	(33,147)
Training Fees	(632,919)	-	-	(632,919)
Office Rent	573,363	-	-	573,363
Gas water & electricity	19,494	-	-	19,494
Depreciation	(4,681,791)	-	-	(4,681,791)
Audit Fees	(300,000)	-	-	(300,000)
Entertainment	(97,925)	-	-	(97,925)
Other Expenditure	(2,929,629)	4,962	-	(2,924,667)
Loan Loss provision	(19,357,482)	-	-	(19,357,482)
Interest on Regular Savings	(24,953,485)	-	-	(24,953,485)
Interest on Security Savings	(5,684,469)	-	-	(5,684,469)
Amortization on License	(104,423)	-	-	(104,423)
Transfer to Capacity Building Fund	(307,474)	-	-	(307,474)
Miscellaneous Loss	(28,546)	-	-	(28,546)
Social Expenditure	496,754	-	-	496,754
Total Adjustments	(57,373,545)	4,962	-	(57,368,583)
Total Payment	406,288,204	146,535	629	406,435,368

Details are shown in Annexure-D

21.3 Livelihood Development Sector

Amount in Taka

Name Project/Program	2016-17										Sub Total of Livelihood
	JNNPF	CBCAP	CLAP	REE-CALL	PACE (Sheep)	PACE (Onion)	DDRMP	HEIFER Revolving Fund	ICCHD-1 & 2 & EEPF		
	1	2	3	4	5	6	7	8	9	10	
Salary Expenses	-	1,491,396	956,734	462,040	3,164,360	279,020	13,190	88,960	386,730	6,842,430	
Interest Expenses	-	-	-	-	-	-	-	-	-	-	
Cost of Goods Sold	-	-	-	-	-	-	-	-	-	-	
Project Expenses	-	688,694	2,169,202	131,644	2,520,222	154,500	308,052	-	78,683	6,050,997	
Training Fees, Food & Others	-	-	-	-	-	132,098	-	3,286	40,536	175,920	
Stationary & Utilities	-	30,266	-	102,058	61,174	-	-	-	-	193,498	
Travel/Conveyance	-	-	68,171	18,991	-	-	-	2,500	-	89,662	
Postage & Telephone bill	-	-	-	-	60,311	-	-	-	-	60,311	
Bank Charge	487	5,940	-	-	-	-	-	1,172	3,738	11,337	
Fuel	-	-	-	-	38,125	-	-	-	-	38,125	
Entertainment	-	-	-	-	-	-	-	-	-	-	
Office Rent	-	60,841	-	20,152	-	15,512	-	-	-	96,505	
Repair & Maintenance	-	-	-	-	-	-	-	-	-	-	
Subsidy Payment/Overhead Expenses	-	-	-	-	240,750	-	-	-	-	240,750	
Audit Fee	-	40,000	-	-	-	-	-	-	-	40,000	
Depreciation	-	20,405	-	-	61,259	5,046	-	-	1,450	88,160	
Others Expenditure	-	260,337	124,077	-	177,468	-	1,814	2,251	86,258	652,205	
Total Expenditure	487	2,597,879	3,318,184	734,885	6,323,669	586,176	323,056	98,169	597,395	14,579,900	
Adjustments											
Depreciation	-	(20,405)	-	-	-	-	-	-	-	(20,405)	
Adjusted with Revenue Expenses	-	1,536,229	-	-	(61,259)	(109,046)	-	-	(5,188)	1,362,736	
Total Adjustments	-	1,517,824	-	-	(61,259)	(109,046)	-	-	(5,188)	1,342,331	
Total Payment	487	4,115,703	3,318,184	734,885	6,262,410	477,130	323,056	98,169	592,207	15,922,231	
Name Project/Program	WASH REECALL Project	SEIP	Boi-Gas	EYW	BRAVE	Solar Power	ICS	ASL	ACCESS	Sub Total of Livelihood	
	11	12	13	14	15	16	17	18	19	20	
Salary Expenses	1,484,581	594,000	295,076	1,070,988	-	6,780,054	102,491	779,643	3,236,478	14,343,311	
Interest Expenses	-	-	-	-	-	453,208	-	-	-	453,208	
Cost of Goods Sold	-	-	1,369,732	-	-	16,938,138	42,963	-	-	18,350,833	
Project Expenses	1,146,571	158,650	624,841	362,990	-	2,952,224	20,467	1,093,123	292,538	6,651,404	
Training Fees, Food & Others	-	4,361,782	201,810	-	-	195,435	-	396,223	282,621	5,437,871	
Stationary & Utilities	13,064	-	5,007	16,833	-	123,562	645	-	-	159,111	
Travel/Conveyance	206,774	-	48,050	40,643	-	523,503	9,314	127,386	181,540	1,137,210	
Postage & Telephone bill	35,480	-	25	-	-	23,761	-	-	-	59,266	
Bank Charge	5,621	-	43,922	1,375	1,732	162,797	1,973	-	-	217,420	



Name Project/Program	WASH REECALL Project	SEIP	Boi-Gas	EYW	BRAVE	Solar Power	ICS	ASL	ACCESS	Sub Total of Livelihood
	11	12	13	14	15	16	17	18	19	20
Fuel	52,528	-	52,527	61,100	-	205,635	-	-	-	371,790
Entertainment	-	-	6,444	-	-	8,292	-	-	7,931	22,667
Office Rent	32,675	-	-	-	-	393,355	-	-	80,000	506,030
Repair & Maintenance	-	-	34,863	21,211	-	36,619	5,620	-	-	98,313
Subsidy Payment/Overhead Expenses	-	-	1,010,000	-	-	-	-	-	-	1,010,000
Audit Fee	-	-	40,000	-	-	20,000	10,000	-	-	70,000
Depreciation	-	-	-	-	47,553	3,510	4,820	-	159,228	215,111
Others Expenditure	7,901	219,093	7,692	954,803	-	253,834	25,135	274,649	83,436	1,826,543
Total Expenditure	2,985,195	5,333,525	3,739,989	2,529,943	49,285	29,073,927	223,428	2,671,024	4,323,772	50,930,088
Adjustments										
Depreciation	-	-	-	-	-	-	-	-	-	-
Adjusted with Revenue Expenses	-	-	(1,472,362)	-	(47,553)	(18,837,536)	32,197	-	(377,245)	(20,702,499)
Total Adjustments	-	-	(1,472,362)	-	(47,553)	(18,837,536)	32,197	-	(377,245)	(20,702,499)
Total Payment	2,985,195	5,333,525	2,267,627	2,529,943	1,732	10,236,391	255,625	2,671,024	3,946,527	71,632,587
Grand Total of Expenditure	2,985,682	7,931,404	7,058,173	3,264,828	6,372,954	29,660,103	546,484	2,769,193	4,921,167	65,509,988
Grand Total of Adjustments	-	1,517,824	(1,472,362)	-	(108,812)	(18,946,582)	32,197	-	(382,433)	(19,360,168)
Grand Total of Payment	2,985,682	9,449,228	5,585,811	3,264,828	6,264,142	10,713,521	578,681	2,769,193	4,538,734	46,149,820

Details are shown in Annexure-D



21.4 General Fund, Enterprise & Others

Name Project/Program	2016-17							Amount in Taka	
	Mother Accounts	Ankur Agro Machineries	ANKUR Seeds	Ankur Craft	Traning Division	WTTC	CDC	Sub total of General Fund, Enterprise & Others	
Salary Expenses	630,963	518,019	156,621	205,320	2,760,912	411,108	-	4,682,943	
Cost of Goods Sold	-	16,045,462	-	739,673	-	-	-	16,785,135	
Project Expenses	441,879	37,930	1,077,937	-	2,151,839	149,277	-	3,858,862	
Training Fees, Food & Others	-	-	-	-	-	1,585,694	-	1,585,694	
Stationary & Utilities	47,636	56,739	5,325	21,459	-	54,298	443	185,900	
Travel/Conveyance	26,727	61,047	6,270	8,345	515,362	17,575	-	635,326	
Gas, Water & Electricity Bill	-	-	-	10,874	-	88,656	73,387	172,917	
Postage & Telephone bill	2,081	11,639	-	3,842	-	10,704	-	28,266	
Bank Charge	3,998	17,913	2,097	3,038	-	11,525	748	39,319	
Fuel	40,773	1,949	-	-	-	1,630	-	44,352	
Entertainment	205	21,540	-	3,950	-	2,336	-	28,031	
Office Rent	-	82,010	-	21,000	-	423,000	-	526,010	
Repair & Maintenance	138,230	35,916	4,951	71,609	98,820	42,532	1,653	393,711	
Honorarium	200,000	51,040	-	165,286	170,000	332,105	-	918,431	
Subsidy Payment/Overhead Ex.	4,000	-	-	-	-	-	-	4,000	
Audit Fee	100,000	5,000	5,000	-	5,000	10,000	5,000	130,000	
Depreciation	1,703,333	5,025	14,760	20,409	46,671	126,441	-	1,916,639	
Others Expenditure	10,560	140,450	28,470	13,670	463,903	18,901	31,555	707,509	
Total Expenditure	3,350,385	17,091,679	1,301,431	1,288,475	6,212,507	3,285,782	112,786	32,643,045	
Adjustments									
Depreciation	(1,703,333)	(5,025)	-	(20,409)	(46,671)	-	-	(1,775,438)	
Adjusted with Revenue Expenses	821,700	4,271,088	(347,492)	(678,467)	(837,928)	(710,156)	-	2,518,745	
Audit Fee	(100,000)	(5,000)	-	-	-	-	-	(105,000)	
Total Adjustments	(981,633)	4,261,063	(347,492)	(698,876)	(884,599)	(710,156)	-	638,307	
Total Payment	2,368,752	21,352,742	953,939	589,599	5,327,908	2,575,626	112,786	33,281,352	

Details are shown in Annexure-D



Notes	Particulars	Ref.	Amount in Taka		
			as at 30 June 2016		
			Social Activities	Micro Finance Program	Total
22	Opening cash & cash equivalents				
	Cash in Hand		259,893	2,249,810	2,509,703
	Cash at Bank		6,266,545	8,801,986	15,068,531
			6,526,438	11,051,796	17,578,234
22.1	Opening cash in hand				
	Rights & Governance Sector				
	SLS Project		43,535	-	43,535
	Sub-total		43,535	-	43,535
	Community Finance Sector				
	Housing Fund		-	6,514	6,514
	Micro Finance Program		-	2,243,296	2,243,296
	Sub-total		-	2,249,810	2,249,810
	Livelihood Development Sector				
	Biogas Project		37,476	-	37,476
	Solar Power Program		154,808	-	154,808
	Sub-total		192,284	-	192,284
	General Fund, Enterprise & Others				
	WTTC		6	-	6
	Ankur Craft		23,878	-	23,878
	Training Division		190	-	190
	Sub-total		24,074	-	24,074
	Grand Total		259,893	2,249,810	2,509,703
22.2	Opening Cash at bank				
	Rights & Governance sector				
	SDG Project		1,670,293	-	1,670,293
	EWG Project		88,424	-	88,424
	PRODIGY Project		6,150	-	6,150
	LGP Project		530,697	-	530,697
	Food for All Campaign		3,360	-	3,360
	SLS Project		42,162	-	42,162
	LDP Project		231,021	-	231,021
	Sub-total		2,572,107	-	2,572,107
	Community Finance sector (MFP & Others)				
	Micro Finance Program		-	8,595,815	8,595,815
	WATSAN Project		-	4,881	4,881
	Housing Project		-	201,290	201,290
	Sub-total		-	8,801,986	8,801,986
	Livelihood Development Sector				
	PACE (Sheep) Project		692,537	-	692,537
	CLAP Project		10,093	-	10,093
	BRAVE Project		7,540	-	7,540
	JNNPF Project		87,873	-	87,873
	EEPFICE Project		8,564	-	8,564
	CBCAP Project		92,296	-	92,296
	ICS Project		3,655	-	3,655
	Heifer Revolving Fund		84,416	-	84,416
	REE-CALL Project		272,052	-	272,052
	Biogas Project		706,775	-	706,775
	Solar Power Program		450,434	-	450,434
	DDRMP (Inclusion Project)		84,766	-	84,766
	RECALL WASH Project		314,379	-	314,379
	Sub-total		2,815,380	-	2,815,380

Notes	Particulars	Ref.	as at 30 June 2016		
			Social Activities	Micro Finance Program	Total
	General Fund, Entrer prize & Others				
	Mother Account		222,815	-	222,815
	Training Division		147,994	-	147,994
	WTTC		334,815	-	334,815
	CDC		18,122	-	18,122
	Ankur Seeds		60,073	-	60,073
	Ankur Crafts		95,239	-	95,239
	Sub-total		879,058	-	879,058
	Grand Total		6,266,545	8,801,986	15,068,531

Notes	Particulars	Ref.	2016-17		
			Social Activities	Micro Finance Program	Total

23 Loan Received

Rights & Governance Sector

SDG Project	101,000	-	101,000
SLS Project	800,000	-	800,000
Sub-total	901,000	-	901,000

Community Finance Sector (Micro Finance Program)

Loan Realization-MCP	-	4,096,510,293	4,096,510,293
Loan from Bank	-	1,133,500,000	1,133,500,000
Loan from PKSF-MFP	-	549,150,000	549,150,000
Housing Loan from Bank	-	1,610,000	1,610,000
Loan received from MFP & Solar of Housing project	-	800,000	800,000
Sub total	-	5,781,570,293	5,781,570,293

Livelihood Development Sector

Loan Recovery From Mother Account-ACCESS Project	447,846	-	447,846
Loan Recovery-Biogas Project	2,887,198	-	2,887,198
Loan Received-Biogas Project	3,840,412	-	3,840,412
Loan Received-Solar Power Program	13,965,267	-	13,965,267
Loan Received-ICS Program	380,000	-	380,000
Loan Received- PACE Project (Orion)	1,000	-	1,000
Loan from Mother Account-CLAP	1,113,334	-	1,113,334
Loan from Mother Account-WASH REECALL	190,000	-	190,000
Loan Received SEIP from MFP	3,379,512	-	3,379,512
Sub-total	26,204,569	-	26,204,569

General Fund, Entrepise & Others

Mother Account	1,688,390	-	1,688,390
Ankur Agro machineries	13,402,000	-	13,402,000
Ankur Seeds	2,000	-	2,000
Ankur Craft	400,000	-	400,000
Sub-total	15,492,390	-	15,492,390
Grand total	42,597,959	5,781,570,293	5,824,168,252

24 Advance Received

Rights & Governance Sector

SLS Project	1,363,900	-	1,363,900
MNH Project	521,000	-	521,000
Right to Food For All Fund	55,000	-	55,000
Sub-total	1,939,900	-	1,939,900

Community Finance Sector (MFP)

Micro Finance Program-MFP	16,817,787	-	16,817,787
Sub-total	16,817,787	-	16,817,787

Livelihood Development Sector

CLAP Project	753	-	753
ACCESS Project	60,000	-	60,000
Biogas Project	857,800	-	857,800

Notes	Particulars	Ref.	2016-17		
			Social Activities	Micro Finance Program	Total
	REE-CALL Project		33,000	-	33,000
	PACE Project (Sheep)		50,000	-	50,000
	Sub-total		1,001,553	-	1,001,553
	General Fund Enterprise & others				
	Mother Account		10,000	-	10,000
	Ankur Craft		50,100	-	50,100
	Training Division		1,213,590	-	1,213,590
	WTTC		12,247	-	12,247
	Sub-total		1,285,937	-	1,285,937
	Grand total		21,045,177	-	21,045,177
25	Other Receipt				
	Rights & Governance				
	SLS Project		487,386	-	487,386
	Sub-total		487,386	-	487,386
	Community Finance Sector (MFP & Others)				
	Savings Collection-MFP		-	526,042,699	526,042,699
	Insurance-MFP		-	43,347,216	43,347,216
	Various Receipt-MFP		-	42,183,197	42,183,197
	Investment Encashment -MFP		-	37,399,735	37,399,735
	Training Fee Received from PKSF-MFP		-	21,250	21,250
	Loan Recovery-Housing Project		-	3,214,211	3,214,211
	Insurance of Housing Project		-	16,100	16,100
	Sub-total		-	652,224,408	652,224,408
	Livelihood Development Sector				
	Refinancing Received from IDCOL-Biogas Project		3,168,717	-	3,168,717
	Down Payment received-Biogas Program		162,000	-	162,000
	Advance Received PKSF-PAVE Project		5,615,062	-	5,615,062
	Refinancing Receive from Solar Power Program		8,746,315	-	8,746,315
	Staff Security-Solar Power Program		290,400	-	290,400
	Down Payment received-Solar Power Program		2,560,463	-	2,560,463
	Loan Recovery from Beneficiary-Solar Power Program		5,978,437	-	5,978,437
	DRF (Insurance)-Solar Power Program		116,338	-	116,338
	Bank Security received-Solar Power Program		790,000	-	790,000
	Sub-total		27,427,732	-	27,427,732
	General Fund,Enterprise & Others				
	Donation Received - Mother Account		86,136,706	-	86,136,706
	Security Deposits-Mother Account		48,145	-	48,145
	Fund Payable to Other Project-Mother Account		755,519	-	755,519
	Accounts Receivable & Salary Received of WTTC		868,665	-	868,665
	ANKUR Seeds-Account Receivable		796,120	-	796,120
	Accounts Receivable Realized-Training Division		257,956	-	257,956
	Building Expenses & Others-Training Division		475,183	-	475,183
	Fixed Assets Sale -Ankur Craft		4,265	-	4,265
	Sub-total		89,342,559	-	89,342,559
	Grand Total		116,770,291	652,224,408	768,994,699
26	Loan Payment				
	Rights & Governance sector				
	SLS Project		800,000	-	800,000
	LGP Project		142,500	-	142,500
	SDG Project		46,852	-	46,852
	Sub-total		989,352	-	989,352
	Community Finance Sector (MFP & Others)				
	Loan Paid to PKSF-MFP		-	567,090,422	567,090,422
	Loan Paid to Bank-MFP		-	487,090,311	487,090,311
	Loan Paid to Various Project-MFP		-	22,588,737	22,588,737
	Loan Paid to B.B.-Housing Project		-	2,178,254	2,178,254
	Sub-total		-	1,078,947,724	1,078,947,724



Notes	Particulars	Ref.	2016-17		
			Social Activities	Micro Finance Program	Total
Livelihood Development Sector					
	Biogas Project		2,545,268	-	2,545,268
	ICS Project		80,000	-	80,000
	Solar Power Program		11,345,297	-	11,345,297
	PACE Project (Onion)		1,000	-	1,000
	ACCESS Project		447,846	-	447,846
	WASH REECALL Project		190,000	-	190,000
	Sub-total		14,609,411	-	14,609,411
General Fund, Enterprize & Other					
	Mother Account		1,113,000	-	1,113,000
	Ankur Agro Machineries to MFP		7,300,000	-	7,300,000
	Ankur Agro Machineries to IDE		171,000	-	171,000
	Ankur Craft		100,000	-	100,000
	Ankur Seeds		407,000	-	407,000
	Sub-total		9,091,000	-	9,091,000
	Grand Total		24,689,763	1,078,947,724	1,103,637,487
27 Advance Payment					
Rights & Governance Sector					
	MNH Project		521,000	-	521,000
	Right to Food For All Fund		55,000	-	55,000
	Sub-total		576,000	-	576,000
Community Finance Sector (MFP & Others)					
	Advance to Staff-MFP		-	8,667,734	8,667,734
	Advance Donation To Project-MFP		-	10,623,750	10,623,750
	Sub-total		-	19,291,484	19,291,484
Livelihood Development Sector					
	PACE Project (Onion)		104,000	-	104,000
	PACE Project (Sheep)		7,858,920	-	7,858,920
	Solar Power Program		10,568,701	-	10,568,701
	ICS Program		20,000	-	20,000
	Biogas Project		501,500	-	501,500
	CBCAP Project		500,000	-	500,000
	ACCESS Project		218,770	-	218,770
	EYW Project		110,000	-	110,000
	Sub-total		19,881,891	-	19,881,891
General Fund, Enterprize & Other					
	Mother Account		213,466	-	213,466
	Ankur Agro Machineries		685,000	-	685,000
	WTTC		983,000	-	983,000
	Training Division		596,800	-	596,800
	Ankur Seeds		80,000	-	80,000
	Ankur Craft		610,000	-	610,000
	Sub-total		3,168,266	-	3,168,266
	Grand total		23,626,157	19,291,484	42,917,641
28 Other Payment					
Rights & Governance Sector					
	SLS Project		14,473,098	-	14,473,098
	LGP Project		951,000	-	951,000
	Sub-total		15,424,098	-	15,424,098
Community Finance sector (MFP & Others)					
	Loan Disbursement-MFP		-	4,997,188,000	4,997,188,000
	Savings Refund-MFP		-	225,644,824	225,644,824
	Insurance Payments		-	17,588,551	17,588,551
	Accounts payable		-	1,943,912	1,943,912
	AIT		-	702,285	702,285
	Goat Purchase		-	206,460	206,460
	Provision For Expenses		-	2,212,018	2,212,018
	Payment For Audit Fees		-	150,000	150,000



Notes	Particulars	Ref.	2016-17		
			Social Activities	Micro Finance Program	Total
	Others Paymet for MFP		-	971,887	971,887
	Investment -MFP		-	108,460,365	108,460,365
	Loan Disbursement-Housing Project		-	2,991,079	2,991,079
	Sub-total		-	5,358,059,381	5,358,059,381
Livelihood Development Sector					
	Staf Security-Solar Power Project		94,770	-	94,770
	LC Security-Solar Power Project		1,040,000	-	1,040,000
	Customer Return-Solar Power Project		647,974	-	647,974
	Payable Payment-Solar Power Project		14,224,175	-	14,224,175
	Refinancing payment to Solar Power Program		251,573	-	251,573
	SHS Goods Purchase-Solar Power Program		825,983	-	825,983
	Loan Disbursement-Biogas Project		6,543,000	-	6,543,000
	Material Purchase for Biogas Project		705,441	-	705,441
	Provision for Expenses-Biogas Project		22,130	-	22,130
	Fiber Plant Purchase from Biogas Project		440,000	-	440,000
	Refund Advance Service Charge & C.C CBCAP		107,711	-	107,711
	Refund To Donor-WASH REECALL		44,222	-	44,222
	Refund To Donor-REECALL		170,924	-	170,924
	Refund To Donor-BRAVE		5,622	-	5,622
	Material Purchase-ICS Program		180,000	-	180,000
	Sub-total		25,303,525	-	25,303,525
General Fund, Enterprize & Other					
	Current A/C of Project-Mother Account		85,458,390	-	85,458,390
	Fund Payable to CBCAP Project -Mother Account		685,103	-	685,103
	Provision for Expenses & project Expenses-Mother Account		191,547	-	191,547
	Security Deposite to Loak Theater-Mother Account		20,145	-	20,145
	Bills Payable refund -Ankur Agro Machineries		1,078,900	-	1,078,900
	Sales Return-Ankur Agro Machineries		116,300	-	116,300
	Security Deposite-Ankur Craft		100,000	-	100,000
	Bills Payable -Ankur Craft		10,797	-	10,797
	Invest on FDR-WTTC		3,460	-	3,460
	Bills Payable Paid-Training Division		481,928	-	481,928
	Sub-total		88,146,570	-	88,146,570
	Grand Total		113,450,095	5,358,059,381	5,471,509,476



WAVE FOUNDATION
Schedule of Non-Current Assets
as at 30 June 2017

Consolidation of Sub-components (A+B+C+D)

SL	Particulars	COST					Rate %	DEPRECIATION					Written down Value as at 30 June 2017
		Balance as at 01 July 2016	Addition during the year	Adjustment		Balance as at 30 June 2017		Charged during the year	Adjustment		Balance as at 30 June 2017		
				Add	Less				Add	Less			
1	Land & Land Development	10,572,627	7,342,000	120,000	-	18,034,627	9,505,096	1,784,494	344,692	12,220	11,622,062	18,034,627	
2	Furniture	24,857,471	2,318,486	2,494,950	37,012	29,633,895	10%	1,784,494	344,692	12,220	18,011,833	18,011,833	
3	Office equipment	26,979,859	2,937,234	1,073,576	32,315	30,958,354	20%	2,852,632	344,275	-	18,023,921	12,934,433	
4	Vehicle	20,451,084	2,567,341	3,570,318	4,041,593	22,547,150	20%	8,856,341	497,268	309,813	11,100,817	11,446,333	
5	Tin Shed & Building	7,132,498	391,836	108,520	591,610	7,041,254	20%	2,298,025	336,427	-	2,467,488	4,573,766	
6	Elect. Equipment	5,079,761	1,018,014	1,251,154	161,540	7,187,389	20%	2,794,109	614,414	18,681	3,426,470	3,760,919	
7	Bedding	406,332	45,713	15,586	-	467,631	30%	275,986	75,097	-	351,083	116,548	
8	Feeding Pot	7,746	27,520	-	-	35,266	20%	6,142	35,266	-	11,762	23,504	
9	Biogas project	40,668	-	-	-	40,668	20%	24,468	5,245	-	29,713	10,955	
10	Feeding Pot	737,441	5,283,620	1,296,610	-	7,317,671	-	6,847	1,050	-	7,897	7,309,774	
11	Software	1,480,000	3,038,613	155,097	-	4,673,710	-	-	104,423	-	104,423	4,569,287	
12	Pump	27,085	-	-	-	27,085	20%	20,754	1,267	-	22,021	5,064	
13	Telephone & Mobile	16,300	-	-	-	16,300	20%	14,468	366	-	14,834	1,466	
Balance as at 30 June 2017		97,788,872	24,970,377	10,085,821	4,864,070	127,981,000		38,628,228	7,838,578	1,205,416	489,731	80,798,509	

A. Rights & Governance Sector

SL	Particulars	COST				Rate of %	DEPRECIATION				Written down Value	
		Balance as at 01 July 2016	Addition during the year	Adjustment			Balance as at 01 July 2016	Charged during the year	Adjustment			
				Add	Less				Add	Less		
1	Furniture	7,332,690	828,800	-	-	8,161,490	2,418,200	574,329	-	-	2,992,529	5,168,961
2	Office Equipment	1,208,059	11,300	-	-	1,219,359	514,288	141,014	-	-	655,302	564,057
3	Electric Equipment	97,560	23,594	-	-	121,154	45,159	15,199	-	-	60,358	60,796
4	Vehicle	1,697,581	-	-	-	1,697,581	624,259	214,664	-	-	838,923	858,658
Balance as at 30 June 2017		10,335,890	863,694	-	-	11,199,584	3,601,906	945,206	-	-	4,547,112	6,652,472

A.1. Strengthening Legal Services for the Marginalized

SL	Particulars	COST				Rate of %	DEPRECIATION				Written down Value	
		Balance as at 01 July 2016	Addition during the year	Adjustment			Balance as at 01 July 2016	Charged during the year	Adjustment			
				Add	Less				Add	Less		
1	Furniture	1,432,220	-	-	-	1,432,220	207,672	122,455	-	-	330,127	1,102,093
2	Office Equipment	707,059	-	-	-	707,059	197,977	101,816	-	-	299,793	407,266
3	Electric Equipment	46,779	-	-	-	46,779	13,098	6,736	-	-	19,834	26,945
4	Vehicle	1,273,696	-	-	-	1,273,696	356,635	183,412	-	-	540,047	733,649
	Balance as at 30 June 2017	3,459,754	-	-	-	3,459,754	775,382	414,419	-	-	1,189,801	2,269,953

A.2. Activating Village Courts in Bangladesh (AVCB)

SL	Particulars	COST			Rate of %	DEPRECIATION			Written down Value
		Balance as at 01 July 2016	Addition during the year	Adjustment		Balance as at 01 July 2016	Charged during the year	Adjustment	
				Add				Add	
				Less				Less	
1	Furniture	5,900,470	828,800	-	10%	2,210,528	451,874	-	4,066,868
2	Office Equipment	501,000	11,300	-	20%	316,311	39,198	-	156,791
3	Electric Equipment	50,781	23,594	-	20%	32,061	8,463	-	33,851
4	Vehicle	423,885	-	-	20%	267,624	31,252	-	125,009
	Balance as at 30 June 2017	6,876,136	863,694	-		2,826,524	530,787	-	4,382,519

B. Community Finance Sector (MFP & Others) B.1. Tangible PPE

SL	Particulars	COST			Rate of %	DEPRECIATION			Written down Value
		Balance as at 01 July 2016	Addition during the year	Adjustment		Balance as at 01 July 2016	Charged during the year	Adjustment	
				Add				Add	
				Less				Less	
1	Land & Land Development	9,822,627	7,342,000	120,000	0%	3,056,846	607,914	-	17,284,627
2	Furniture	7,745,202	1,212,856	814,333	10%	8,272,302	2,215,570	-	6,082,839
3	Office equipment	17,469,688	2,467,109	180,470	20%	1,952,263	997,320	-	9,598,345
4	Vehicle	8,404,365	1,507,390	2,076,261	20%	2,092,381	281,081	-	5,703,714
5	Tin Shed & Building	6,153,813	318,560	108,530	20%	1,643,492	422,402	-	4,032,795
6	Elect. Equipment	3,001,500	984,420	1,204,762	20%	29,033	8,413	-	2,966,982
7	Agricultural Equip.	33,393	-	12,136	30%	5,620	6,142	-	8,083
8	Books & Periodicals	7,746	27,520	-	20%	5,245	29,713	-	23,504
9	Biogas project	40,668	-	-	20%	24,468	32,231	-	10,955
10	Bedding	240,464	45,713	3,450	20%	163,170	32,231	-	94,226
11	Feeding Pot	8,380	-	-	-	6,847	1,050	-	7,897
	Balance as at 30 June 2017	52,927,847	13,905,568	4,519,942		17,246,422	4,577,368	-	45,806,553

B.II. Intangible PPE

1	Software	1,480,000	3,038,613	155,097	-	-	104,423	-	4,569,287
2	Capital Work in Progress	729,051	5,283,620	1,296,610	-	-	-	-	7,309,291
	Balance as at 30 June 2017	2,209,051	8,322,233	1,451,707	-	-	104,423	-	11,878,578
	Total	55,136,908	22,227,801	5,971,649		17,246,422	4,681,791	-	57,685,131

C. Livelihood and Essential Services

SL	Particulars	COST			Rate of %	DEPRECIATION			Written down Value
		Balance as at 01 July 2016	Addition during the year	Adjustment		Balance as at 01 July 2016	Charged during the year	Adjustment	
				Add				Add	
				Less				Less	
1	Furniture	377,060	118,190	-	10%	187,210	26,372	-	281,668
2	Office Equipment	714,543	401,511	-	20%	482,355	85,707	-	547,992
3	Electric Equipment	43,650	-	-	20%	40,046	2,315	-	1,289
4	Vehicle	353,624	1,059,951	-	15%	228,714	133,976	-	1,050,885
5	Telephone & Mobile	9,000	-	-	20%	7,490	302	-	1,208
6	Vehicle	242,053	-	-	20%	16,370	46,269	-	179,414
	Balance as at 30 June 2017	1,739,930	1,579,652	-		962,185	294,941	-	2,062,456



C.1. PACE Project (Sheep)

SL	Particulars	COST			Rate of %	DEPRECIATION			Written down Value
		Balance as at 01 July 2016	Addition during the year	Adjustment		Balance as at 01 July 2016	Charged during the year	Adjustment	
				Add				Add	
				Less				Less	
1	Furniture	1,470	-	-	10%	116	135	-	251
2	Office equipment	106,150	7,000	-	20%	27,963	18,306	-	66,881
3	Vehicle	242,053	-	-	20%	16,370	42,818	-	182,865
	As on June 30, 2016	349,673	7,000	-		44,449	61,259	-	250,965

C.2. PACE Project (Onion)

SL	Particulars	COST			Rate of %	DEPRECIATION			Written down Value
		Balance as at 01 July 2016	Addition during the year	Adjustment		Balance as at 01 July 2016	Charged during the year	Adjustment	
				Add				Add	
				Less				Less	
1	Office equipment	-	63,815	-	20%	-	1,595	-	1,595
2	Vehicle	-	138,033	-	20%	-	3,451	-	3,451
	Total	-	201,848	-		-	5,046	-	196,802

C.3 Increasing community capacity for Holistic Development Project-HEIFER-1

SL	Particulars	COST			Rate of %	DEPRECIATION			Written down Value
		Balance as at 01 July 2016	Addition during the year	Adjustment		Balance as at 01 July 2016	Addition during the year	Adjustment	
				Add				Add	
				Less				Less	
1	Furniture	24,350	-	-	10%	12,933	1,142	-	14,075
2	Electric Equipment	7,650	-	-	20%	6,108	308	-	1,234
	Total:	32,000	-	-		19,041	1,450	-	20,491

C.4. Community Based Climate Adaptation Project-CBCAP

SL	Particulars	COST			Rate of %	DEPRECIATION			Written down Value
		Balance as at 01 July 2016	Addition during the year	Adjustment		Balance as at 01 July 2016	Addition during the year	Adjustment	
				Add				Add	
				Less				Less	
1	Furniture	107,400	-	-	10%	29,530	7,287	-	37,317
2	Office Equipment	111,600	-	-	20%	48,509	12,618	-	61,127
	Total:	219,000	-	-		78,039	20,405	-	98,444

C.5 Breaking the Silence of Violence- BRAVE Project

SL	Particulars	COST			Rate of %	DEPRECIATION			Written down Value
		Balance as at 01 July 2016	Addition during the year	Adjustment		Balance as at 01 July 2016	Addition during the year	Adjustment	
				Add				Add	
				Less				Less	
1	Furniture	243,840	-	-	10%	144,631	9,921	-	154,552
2	Office Equipment	496,793	-	-	20%	405,883	18,182	-	424,065
3	Electric Equipment	36,000	-	-	20%	33,938	412	-	34,350
4	Vehicle	353,624	-	-	15%	228,714	18,736	-	247,450

SL	Particulars	COST		Rate of %	DEPRECIATION		Written down Value
		Balance as at 01 July 2016	Addition during the year		Balance as at 01 July 2016	Addition during the year	
5	Telephone & Mobile	9,000	-	20%	7,490	302	7,792
	Total:	1,139,257	-		870,656	47,553	868,209
							1,208
							271,048

C. 6 Accelerating Sustainable Water and Sanitation Facilities for All-ACCESS Project

SL	Particulars	COST		Rate of %	DEPRECIATION		Written down Value
		Balance as at 01 July 2016	Addition during the year		Balance as at 01 July 2016	Addition during the year	
1	Furniture	118,190	-	10%	7,387	-	7,387
2	Office Equipment	330,696	-	20%	36,601	-	36,601
4	Vehicle (Motor Car & Motor cycle)	921,918	-	20%	115,240	-	115,240
	Total:	1,370,804	-		159,228	-	159,228
							1,211,576

D. General Fund / Enterprise & Others

SL	Particulars	COST		Rate of %	DEPRECIATION		Written down Value
		Balance as at 01 July 2016	Addition during the year		Balance as at 01 July 2016	Addition during the year	
1	Land & Land Development	750,000	-	0%	-	-	750,000
2	Furniture	9,402,519	158,640	10%	3,842,840	575,879	4,763,411
3	Office Equipment	7,587,569	57,314	20%	5,557,569	410,341	6,312,685
4	Electric Equipment	1,937,051	10,000	20%	1,065,412	174,498	1,258,591
5	Vehicle	9,995,513	-	15%	6,051,105	711,061	6,951,266
6	Tin Shed & Building	736,632	73,276	15%	189,274	9,077	198,351
7	Pump	27,085	-	20%	20,754	1,267	22,021
8	Telephone & Mobile	7,300	-	20%	6,978	64	7,042
9	Bedding	132,475	-	30%	83,783	34,453	118,236
	Balance as at 30 June 2017	30,576,144	299,230		16,817,715	1,916,640	19,631,603
							14,398,450

D.1 WAVE-Mother Account

SL	Particulars	COST		Rate of %	DEPRECIATION		Written down Value
		Balance as at 01 July 2016	Addition during the year		Balance as at 01 July 2016	Addition during the year	
1	Land & Land Development	750,000	-	-	-	-	750,000
2	Furniture	8,380,719	-	10%	3,423,019	495,770	4,263,481
3	Office Equipment	6,491,676	-	20%	4,848,143	328,707	5,521,625
4	Electric Equipment	859,427	-	20%	621,608	47,564	687,853
5	Vehicle	9,795,513	-	15%	5,893,922	702,498	6,785,520
6	Tin Shed & Building	78,639	-	15%	71,589	1,058	72,647
7	Pump	1,070	-	20%	997	15	1,012
	Balance as at 30 June 2017	26,357,044	-		14,859,278	1,575,612	17,332,138
							12,433,850



D.2. WAVE GF, Dhaka Office

SL	Particulars	Balance as at 01 July 2016	Addition during the year	COST		Balance as at 30 June 2017	Rate of %	DEPRECIATION			Written down Value
				Add	Less			Balance as at 01 July 2016	Charged during the year	Adjustment Add Less	
1	Furniture	148,525	-	-	-	148,525	10%	114,573	3,395	-	117,968
2	Office Equipment	39,500	-	-	-	39,500	20%	21,422	3,616	-	14,462
3	Electric Equipment	846,535	-	-	-	846,535	20%	286,116	117,084	-	398,200
4	Vehicle	200,000	-	-	-	200,000	20%	157,183	8,563	-	165,746
5	Telephone & Mobile	7,300	-	-	-	7,300	20%	6,978	64	-	7,042
	Balance as at 30 June 2017	1,241,860	-	-	-	1,241,860		586,272	127,722	-	713,994
											527,866

D.3 Training Division-Chuadanga

SL	Particulars	Balance as at 01 July 2016	Addition during the year	COST		Balance as at 30 June 2017	Rate of %	DEPRECIATION			Written down Value
				Add	Less			Balance as at 01 July 2016	Charged during the year	Adjustment Add Less	
1	Furniture	439,141	-	-	-	439,141	10%	187,675	25,164	-	212,839
2	Office Equipment	145,771	-	-	-	145,771	20%	123,244	4,503	-	127,747
3	Electric Equipment	183,106	-	-	-	183,106	20%	127,321	11,163	-	138,484
4	Tin Shed & Building	578,333	-	-	250,000	328,333	-	58,917	-	-	269,416
5	Bedding	85,665	-	-	-	85,665	30%	66,195	5,841	-	13,629
	Balance as at 30 June 2017	1,432,016	-	-	250,000	1,182,016		563,352	46,671	-	610,023
											571,993

D.4 Ankur Seeds & Fruits

SL	Particulars	Balance as at 01 July 2016	Addition during the year	COST		Balance as at 30 June 2017	Rate of %	DEPRECIATION			Written down Value
				Add	Less			Balance as at 01 July 2016	Charged during the year	Adjustment Add Less	
1	Furniture	159,248	-	-	-	159,248	10%	71,146	8,810	-	79,292
2	Office Equipment	35,000	-	-	-	35,000	20%	28,883	1,223	-	4,894
3	Electric Equipment	11,583	-	-	-	11,583	20%	9,880	341	-	1,362
4	Tin Shed & Building	79,660	-	-	-	79,660	15%	58,768	3,134	-	17,758
5	Pump	26,015	-	-	-	26,015	20%	19,757	1,252	-	5,006
	Balance as at 30 June 2017	311,506	-	-	-	311,506		188,434	14,760	-	203,194
											108,312

D.5 WAVE Trade Training Center

SL	Particulars	Balance as at 01 July 2016	Addition during the year	COST		Balance as at 30 June 2017	Rate of %	DEPRECIATION			Written down Value
				Add	Less			Balance as at 01 July 2016	Charged during the year	Adjustment Add Less	
1	Furniture	257,640	143,565	-	-	401,205	10%	40,753	40,390	-	81,143
2	Office Equipment	703,000	-	-	-	703,000	20%	408,711	55,334	-	464,045
3	Electric Equipment	10,700	-	-	-	10,700	20%	178	2,105	-	2,283
4	Bedding	46,810	-	-	-	46,810	20%	17,588	28,612	-	46,200
	Balance as at 30 June 2017	1,018,150	143,565	-	-	1,161,715		467,230	126,441	-	593,671
											568,044



D.6 Angkur Craft- RANGAN

SL	Particulars	Balance as at 01 July 2016	Addition during the year	COST		Rate of %	Balance as at 30 June 2017	DEPRECIATION			Balance as at 30 June 2017	Written down Value
				Add	Less			Charged during the year	Add	Less		
1	Furniture	17,246	15,075	-	-	10%	32,321	2,350	-	-	8,024	24,297
2	Office Equipment	172,622	57,314	-	1,265	20%	228,671	16,958	-	-	144,124	84,547
3	Electric Equipment	25,700	4,400	-	3,000	20%	27,100	1,101	-	-	21,410	5,690
	Balance as at 30 June 2017	215,568	76,789	-	4,265		288,092	20,409	-	-	173,558	114,534

D.7 Angkur Agro Machineries

SL	Particulars	Balance as at 01 July 2016	Addition during the year	COST		Rate of %	Balance as at 30 June 2017	DEPRECIATION			Balance as at 30 June 2017	Written down Value
				Add	Less			Charged during the year	Add	Less		
1	Electric Equipment	-	5,600	-	-	20%	5,600	140	-	-	140	5,460
2	Tin Shed & Building	-	73,276	-	-	20%	73,276	4,885	-	-	4,885	68,391
	Balance as at 30 June 2017		78,876	-	-		78,876	5,025	-	-	5,025	73,851

WAVE FOUNDATION
Schedule of Investment in FDR
as at 30 June 2017

Name of Fund	No. FDR	Name of Bank	Rate of Interest	Date of Issue	Date of Maturity	Principal as at 01.07.16	New Investment	Total Interest	AIT	Bank Charge	Last year Receivable Interest	Net Interest G=(C-D+E)	Encashment	Net Interest as at 30.06.2017 J=(A+H-I)	Net Interest income during the year K=C-F
WAVE Foundation Savings Fund	0162227112410400171313	Prime Bank, Muzhakk, Chikola	5.00%	07.01.2017	07.04.2017	18,290,111	-	586,784	148,017	2,500	189,415	831,267	19,121,378	-	797,169
	0229198021741070020132	Prime Bank, Muzhakk, Chikola	6.00%	03.02.2017	03.08.2017	299,869	-	20,943	3,141	1,000	6,555	16,892	316,182	-	14,181
	1327342131015100001092	Sonal Bank, Darsana	4.50%	02.05.2017	02.08.2017	1,248,716	-	61,432	9,514	1,500	5,994	52,418	-	1,301,394	53,138
	015978814111-641	MBL, Chudanga	5.00%	02.06.2017	02.09.2017	866,139	-	44,618	4,462	-	2,991	40,156	-	906,595	41,627
	02026021411-1564	MBL, Chudanga	5.00%	19.05.2017	19.08.2017	563,993	-	29,044	2,904	-	2,990	26,140	-	596,133	26,054
	02026241411-1760	MBL, Chudanga	5.00%	02.05.2017	02.08.2017	1,105,597	-	56,934	5,693	-	8,042	51,241	-	1,156,838	48,992
	02151227/110553100000235	Shahjalal Islamic Bank, Chudanga	5.50%	30.04.2017	30.07.2017	531,440	-	29,762	2,976	500	4,796	26,266	-	557,726	24,966
	0202043171441115466425	MBL, Chudanga	5.00%	30.04.2016	30.07.2016	2,724,769	-	34,060	3,406	-	20,492	30,654	2,755,423	-	13,568
	7366676724300011205	Southeast Bank, Dhaka	5.50%	04.02.2017	04.05.2017	12,121,292	-	710,400	71,039	7,500	110,218	631,861	-	12,753,153	608,182
	0218917117441116471161	MBL, Chudanga	5.00%	30.01.2017	30.06.2017	513,021	-	26,419	2,642	-	23,777	23,777	-	536,798	26,419
	03087960625000100	Bank Asia, Dhaka	4.50%	04.05.2017	04.08.2017	5,708,721	-	293,935	29,394	1,500	46,537	263,041	-	5,971,762	247,378
	000758510011-1440000062	Midland Bank	6.75%	08.05.2017	08.08.2017	-	2,100,000	364,847	36,484	3,000	-	325,363	-	7,425,363	364,847
	000758410011-1440000063	Midland Bank	6.75%	08.05.2017	08.08.2017	-	2,900,000	448,978	44,898	3,000	-	331,060	-	3,031,060	148,978
	02151281105005100000038	Shahjalal Islamic Bank, Chudanga	5.75%	16.04.2017	16.07.2017	-	10,000,000	283,029	28,303	-	-	254,726	-	10,254,726	283,029
	002761510015242007208	SAAC Bank Ltd	7.00%	27.06.2017	27.09.2017	-	4,000,000	138,538	13,854	1,500	-	123,184	-	4,123,184	138,538
Equity Fund	27074910014-0330055635	Mutual Trust Bank Limited	5.25%	11.04.2017	11.07.2017	-	10,000,000	125,000	12,500	-	-	112,500	-	10,112,500	125,000
	002762510015242007380	SAAC Bank Ltd	7.00%	17.04.2017	17.07.2017	-	4,000,000	70,000	7,000	-	-	63,000	-	4,063,000	70,000
	21082020655000020	Standard Bank Chudanga	6.25%	26.06.2017	26.09.2017	-	2,000,000	31,250	3,125	1,500	-	26,625	-	2,026,625	31,250
	0183490117410400039843	Prime Bank, Muzhakk	4.00%	20.06.2017	20.09.2017	-	7,430,060	-	-	-	-	-	-	-	-
	Sub Total :					43,973,739	47,430,060	3,457,973	399,352	28,500	394,050	3,030,121	22,192,983	72,240,937	3,063,923
	0202611411-1633	MBL, Chudanga	5.00%	19.05.2017	19.08.2017	157,9181	-	81,322	8,132	-	8,322	73,191	-	1,652,332	72,900
	020268401744115466538	MBL, Chudanga	5.25%	30.04.2017	30.07.2017	333,562	-	170,429	17,043	-	23,221	153,476	-	3,507,038	145,308
	02072020625001029	Bank Asia, Dhaka	5.50%	03.05.2017	03.08.2017	589,667	-	303,556	30,355	-	44,260	273,201	-	6,160,068	299,790
	21709910089-0330000944	Trust Bank	5.00%	16.08.2016	16.11.2016	1180,935	-	170,432	17,083	-	75,821	153,749	12,037,684	-	95,011
	025813011744117950068	MBL, Chudanga	5.00%	30.06.2017	30.09.2017	2125987	-	109,481	10,948	-	-	98,533	-	2,224,520	109,481
	02151281105005100000039	Shahjalal Islamic Bank, Chudanga	5.75%	16.04.2017	16.07.2017	-	5,000,000	141,514	14,151	-	-	127,363	-	5,127,363	141,514
	24584020089-0330001945	Trust Bank Limited	5.50%	17.04.2017	17.07.2017	-	5,000,000	138,130	13,833	1,500	-	122,997	-	5,122,997	138,130
	27071010014-0330055288	Mutual Trust Bank Limited	5.25%	16.02.2017	16.05.2017	-	5,000,000	132,065	13,206	1,500	-	117,305	-	5,117,305	132,065
	0089-0330001612	Trust Bank Limited	5.50%	06.04.2017	06.07.2017	-	15,000,000	-	-	-	-	15,000,000	-	15,000,000	-
	0089-0330001657	Trust Bank Limited	5.50%	11.05.2017	11.08.2017	-	5,000,000	-	-	-	-	5,000,000	-	5,000,000	-
	0183790117410400039844	Prime Bank, Muzhakk	4.00%	20.06.2017	20.09.2017	-	12,000,000	-	-	-	-	12,000,000	-	12,000,000	-
	Total FDR :					24,837,532	47,000,000	1,247,549	124,754	3,000	153,674	1,119,815	12,037,684	60,919,663	1,093,895
CBF	Equity Fund (Cash at bank)					2,141	-	-	-	-	-	-	-	-	-
	Adjustment with fund					-	-	-	-	-	-	-	-	-	-
	Sub Total :					24,839,673	47,000,000	1,247,549	124,754	3,000	153,674	1,119,815	12,037,684	60,921,804	1,093,895
	02026421411-1063	Mercedita bank, Chudanga	5.00%	20.01.2017	20.04.2017	252,725	-	9,584	958	500	2,212	8,126	-	-	7,372
	02026061411-1570	MBL, Chudanga	5.25%	19.07.2017	19.05.2017	315,516	-	11,978	1,198	-	1,674	10,780	-	-	10,304
	02151211053100000236	Shahjalal Islamic Bank, Chudanga	5.00%	30.01.2017	30.04.2017	318,658	-	14,402	1,440	1,000	2,876	11,962	336,620	-	11,526
	0457232321040705000092	Sonal Bank, Darsana	5.00%	30.12.2016	30.03.2017	321,100	-	8,073	807	500	-	6,766	-	-	8,073
	021525611053100000366	Shahjalal Islamic Bank, Chudanga	5.50%	30.01.2017	30.04.2017	-	750,000	23,305	2,330	1,000	-	19,975	-	-	23,305
	736627322100011534	Southeast bank, Dhaka	5.50%	01.06.2017	01.09.2017	-	2,449,224	35,052	3,505	-	-	31,547	-	2,580,771	35,052
	Sub Total :					1,208,319	3,299,224	102,394	10,238	3,000	6,762	89,156	2,015,938	2,580,771	95,632
W.F Uncertain reserve Fund	02026081411-1593	MBL, Chudanga	5.25%	19.02.2017	19.05.2017	169,198	-	8,714	872	500	897	7,342	-	-	7,417
	020268511744115466627	MBL, Chudanga	5.25%	30.04.2017	30.07.2017	20,960	-	1,065	106	150	158	809	-	-	907
	04672341014705000093	Sonal Bank, Darsana	5.00%	30.03.2017	30.06.2017	160,100	-	6,073	607	1,000	-	4,466	-	-	6,073



Name of Fund	No. FDR	Name of Bank	Rate of Interest	Date of Issue	Date of Maturity	Principal as at 01.07.16	New Investment	Total Interest	AIT	Bank Charge	Last year Receivable Interest	Net Interest	Investment	Encashment	as at 30.06.2017	Net Interest income during the year
W.F. Uncertain reserve Fund	0215257110553100000367	Shahjahan Islamic Bank, Chaudhary	5.50%	30.04.2017	30.07.2017	-	300,000	13,551	1,356	1,000	-	11,195	311,195	311,195	-	11,551
Sub Total :						350,458	300,000	29,403	2,941	2,650	1,055	23,812	323,812	674,270	-	26,348
W.F. CRF LI reserve Fund	020260744111587	MHL, Chaudhary	5.00%	19.02.2017	19.05.2017	124,078	-	6,389	638	500	658	5,251	5,251	129,329	-	5,251
	0467233/31047550000951	Sonal Bank, Darsana	4.50%	30.01.2017	30.06.2017	120,140	-	4,854	485	500	-	3,869	3,869	132,009	-	4,854
	0215258110553100000368	Shahjahan Islamic Bank, Chaudhary	5.50%	30.04.2017	30.07.2017	-	210,000	9,462	948	1,000	-	7,532	217,532	217,532	-	9,460
Sub Total :						252,218	210,000	20,723	2,071	2,000	658	16,652	226,652	478,870	-	20,065
WAVE AI	0258941176411187231	Janata Bank, Darsana B.	7%	30-Apr-16	30.07.2017	613,711	-	40,726	6,110	-	9,988	34,616	34,616	-	648,327	30,738
Sub Total :						613,711	-	40,726	6,110	-	9,988	34,616	34,616	-	648,327	30,738
LIP Goat	02589411764111872619	MHL, Chaudhary	5.25%	14-Apr-17	14-Jul-17	-	3,341,000	126,702	12,670	-	-	114,032	3,455,032	-	3,455,032	126,702
Sub Total :						-	3,341,000	126,702	12,670	-	-	114,032	3,455,032	-	3,455,032	126,702
LIP Sheep	025894117641118723418	MHL, Chaudhary	5.25%	14-Apr-17	14-Jul-17	-	1,810,000	68,642	6,865	-	-	61,777	1,871,777	-	1,871,777	68,642
Sub Total :						-	1,810,000	68,642	6,865	-	-	61,777	1,871,777	-	1,871,777	68,642
LIP Dhun beez	2589410943176411187231	MHL, Chaudhary	6.25%	14-Apr-17	14-Jul-17	-	560,954	21,273	2,127	-	-	19,146	580,100	-	580,100	21,273
Sub Total :						-	560,954	21,273	2,127	-	-	19,146	580,100	-	580,100	21,273
Grand Total						71,238,118	103,954,238	5,115,405	567,128	39,150	566,187	4,509,127	108,460,365	37,399,735	142,298,748	4,549,218
2. Livelihood Development Sector																
WAVE Helter Project-1 Fund	008377/040	Janata Bank Ltd. Rani Bazar, Rajshahi	8.25%	29.9.16	29.06.17	154,704	-	-	-	-	-	-	-	2401	-	152,303
WAVE Helter Project-2 Fund	008640/051	Janata Bank Ltd. Rani Bazar, Rajshahi	8.25%	26.06.16	26.09.16	155,013	-	-	-	-	-	-	-	2403	-	152,610
WAVE Helter Project-2 Fund	008900/080	Janata Bank Ltd. Rani Bazar, Rajshahi	8.25%	25.06.16	25.09.15	103,222	-	-	-	-	-	-	-	1632	-	101,570
Total						412,939	-	-	-	-	-	-	-	6,456	-	406,483
3. General Fund, Enterprise & Others																
WAVE Trade Training Center	0102446/2435	Janata Bank Ltd. Darsana	8.00%	23.01.16	22.01.17	61,372	3,460	-	-	-	3,460	-	3,460	-	64,832	-
Total						61,372	3,460	-	-	-	3,460	-	3,460	-	64,832	-
Balance as at 30 June 2017 (11.2.13)						71,712,429	103,954,698	5,115,405	567,128	39,150	569,647	4,509,127	108,463,825	37,406,191	142,770,063	4,549,218

WAVE FOUNDATION
Consolidated Statement of Revenue Income
for the year ended 30 June 2017

Particulars	2016-17				
	Rights & Governance Sector	Community Finance Sector (Micro Finance Program & others)	Livelihood Development Sector	General Fund, Enterprise & Others	Total
Overhead income	-	-	-	757,972	757,972
Sales Revenue	-	-	34,519,877	2,804,147	37,324,024
Tree Sale/Machineries Sale	-	-	-	17,491,680	17,491,680
Income from Training	-	-	-	10,143,690	10,143,690
Donation for Others Project	-	-	-	449,335	449,335
service Charge	-	495,770,035	1,550,165	-	497,320,200
Bank Interest	112,036	1,729,156	150,053	41,265	2,032,510
Interest on Investment	-	5,547,682	-	-	5,547,682
Other Income	7,995	4,089,563	902,133	1,120,382	6,120,073
Total Income	120,031	507,136,436	37,122,228	32,808,471	577,187,166

WAVE FOUNDATION
Consolidated Statement of Revenue Expenditures
for the year ended 30 June 2017

Particulars	2016-17				
	Rights & Governance Sector	Community Finance Sector (Micro Finance Program & others)	Livelihood Development Sector	General Fund, Enterprise & Others	Total
Salary Expenses	19,111,689	206,805,696	21,185,741	4,682,943	251,786,069
Project Expenses	10,324,261		12,702,401	3,858,862	26,885,524
Interest Expenses	-	119,046,929	453,208	-	119,500,137
Cost of Goods Sold	-		18,350,833	16,785,135	35,135,968
Training Fees, Food & Others	-	4,479,194	5,613,791	1,585,694	11,678,679
Stationary & Utilities	1,528	8,491,436	352,609	185,900	9,031,473
Travel/Conveyance	45,205	4,919,174	1,226,872	635,326	6,826,577
Gas, Water & Electricity Bill	134,015	2,818,302	-	172,917	3,125,234
Postage & Telephone bill	8,920	2,388,111	119,577	28,266	2,544,874
Bank Charge	9,803		228,757	39,319	277,879
Fuel	-	3,119,470	409,915	44,352	3,573,737
Entertainment	-	1,390,354	22,667	28,031	1,441,052
Office Rent	-	10,665,691	602,535	526,010	11,794,236
Repair & Maintenance	-	-	98,313	393,711	492,024
Honorarium	-	-	-	913,431	918,431
Subsidy Payment/Overhead Ex.	-	-	1,250,750	4,000	1,254,750
Audit Fee	49,400	300,000	110,000	130,000	589,400
Depreciation	945,206	4,681,791	303,271	1,916,639	7,846,907
Others Expenditure	5,969,482	33,589,650	2,478,748	707,509	42,745,389
Social Expenses	-	11,084,171	-	-	11,084,171
Loan Loss provision	-	19,357,482	-	-	19,357,482
Miscellaneous Loss	-	28,546	-	-	28,546
Interest on Regular Savings	-	24,953,485	-	-	24,953,485
Interest on Security Savings	-	5,684,469	-	-	5,684,469
Total Expenditure	36,599,509	463,803,951	65,509,988	32,643,045	598,556,493